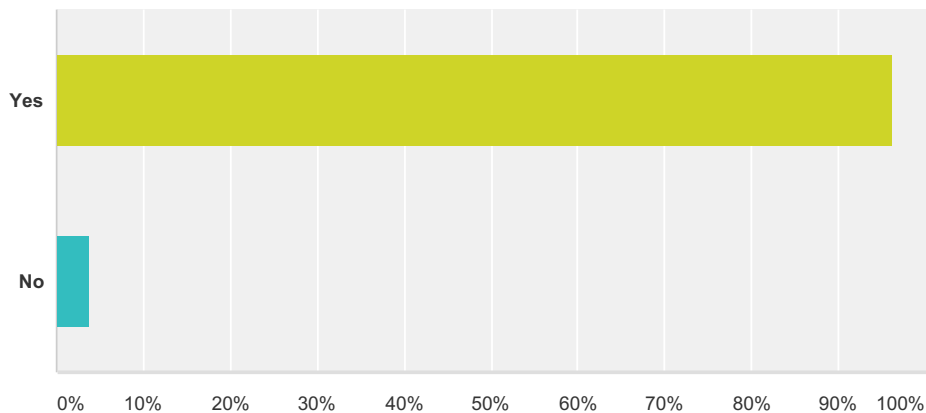


Q1 Have you had contact with a member of the Evesham Police Department within the last 12 months?

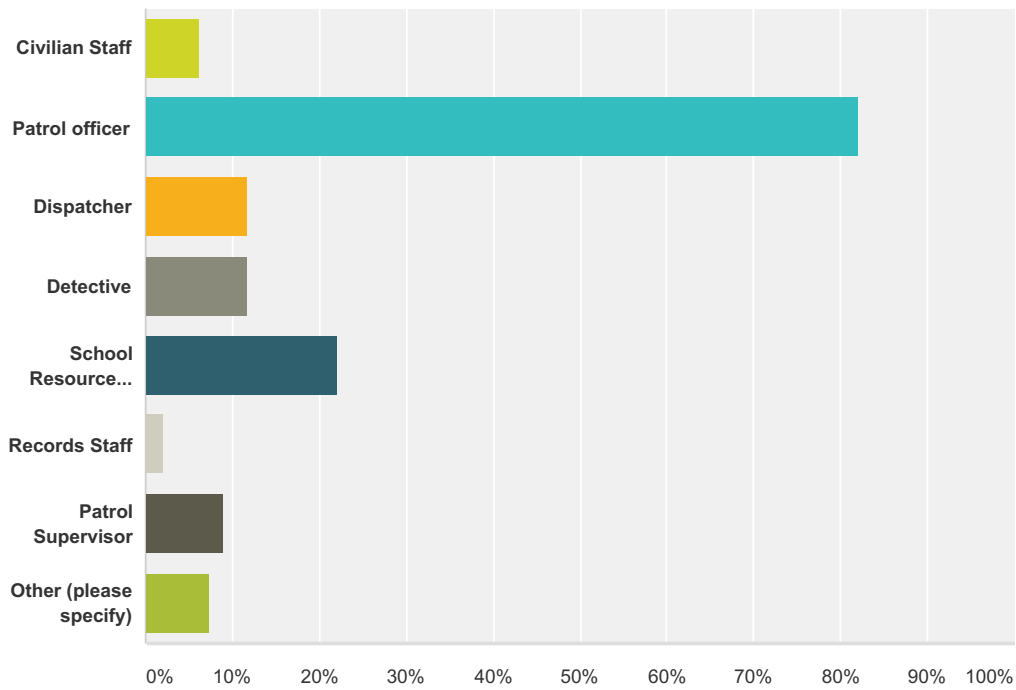
Answered: 189 Skipped: 0



Answer Choices	Responses
Yes	96.30% 182
No	3.70% 7
Total	189

Q2 Was your contact with a member of our department a:

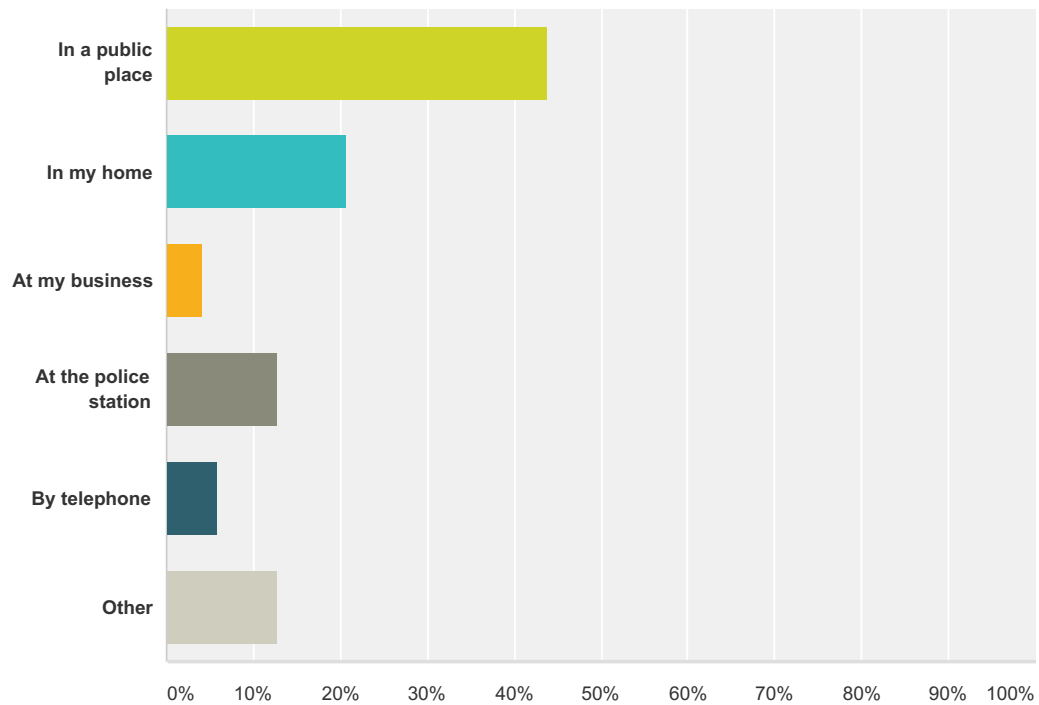
Answered: 189 Skipped: 0



Answer Choices	Responses
Civilian Staff	6.35% 12
Patrol officer	82.01% 155
Dispatcher	11.64% 22
Detective	11.64% 22
School Resource Officer	22.22% 42
Records Staff	2.12% 4
Patrol Supervisor	8.99% 17
Other (please specify)	7.41% 14
Total Respondents: 189	

Q3 How/where did your contact with the Evesham Police Department

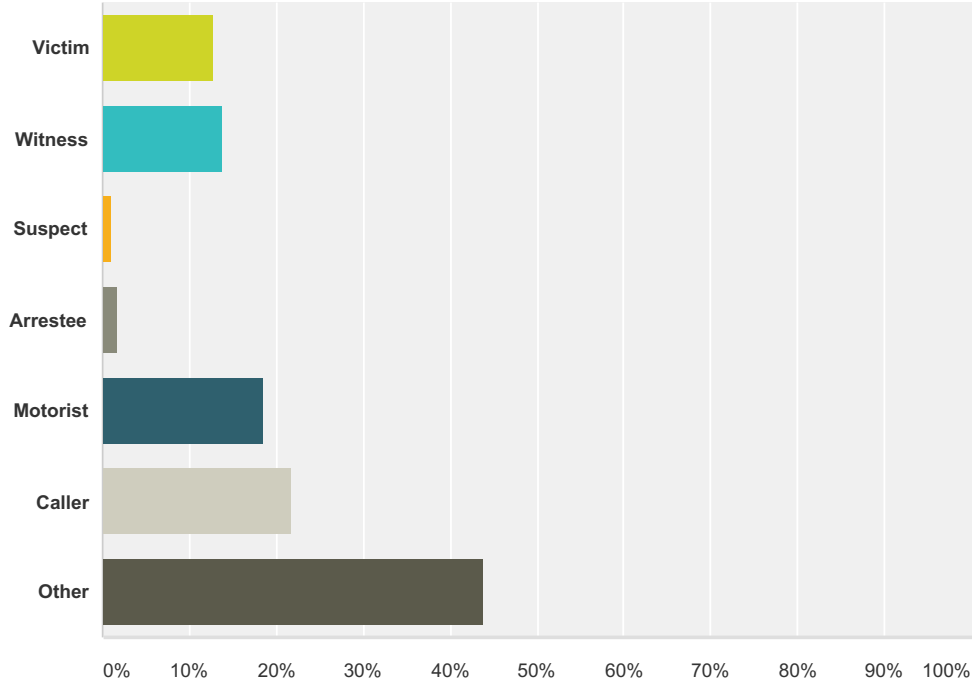
Answered: 189 Skipped: 0



Answer Choices	Responses
In a public place	43.92% 83
In my home	20.63% 39
At my business	4.23% 8
At the police station	12.70% 24
By telephone	5.82% 11
Other	12.70% 24
Total	189

Q4 In your contact with the Evesham Police Department were you a: (you may choose more than one answer)

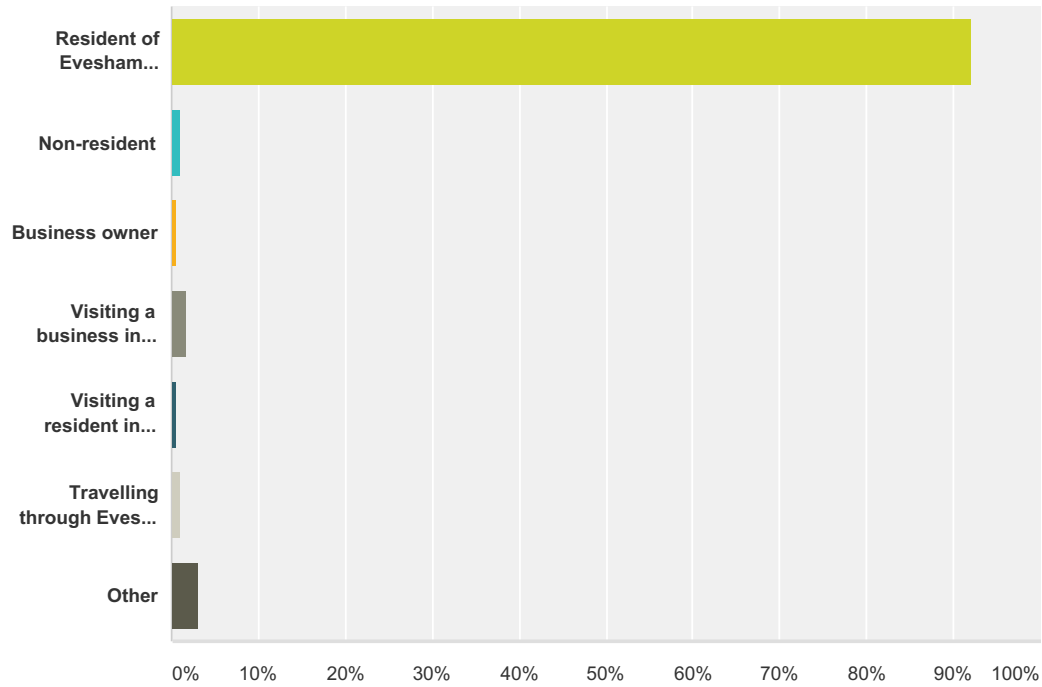
Answered: 189 Skipped: 0



Answer Choices	Responses	Count
Victim	12.70%	24
Witness	13.76%	26
Suspect	1.06%	2
Arrestee	1.59%	3
Motorist	18.52%	35
Caller	21.69%	41
Other	43.92%	83
Total Respondents: 189		

Q5 In regards to your interaction with the Evesham Police Department which best describes your status at the time of the contact?

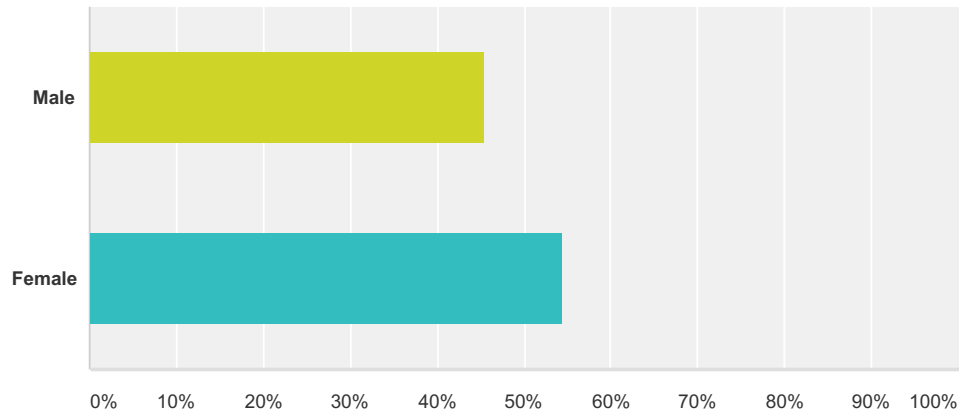
Answered: 189 Skipped: 0



Answer Choices	Responses
Resident of Evesham Township	92.06% 174
Non-resident	1.06% 2
Business owner	0.53% 1
Visiting a business in Evesham Township	1.59% 3
Visiting a resident in Evesham Township	0.53% 1
Travelling through Evesham Township	1.06% 2
Other	3.17% 6
Total	189

Q6 Are you a;

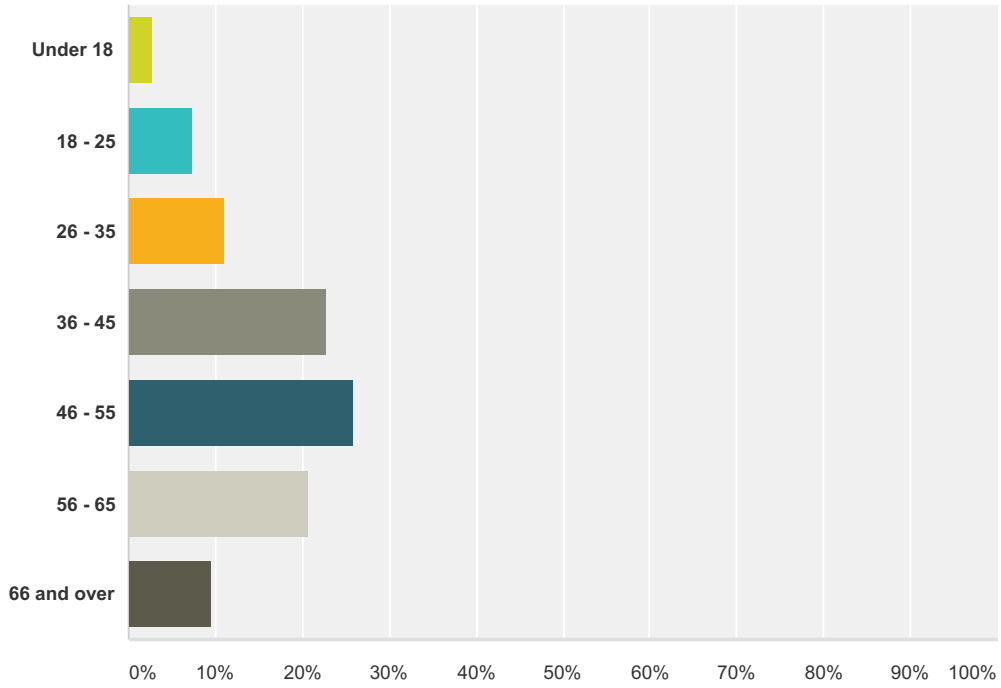
Answered: 189 Skipped: 0



Answer Choices	Responses
Male	45.50% 86
Female	54.50% 103
Total	189

Q7 How old are you?

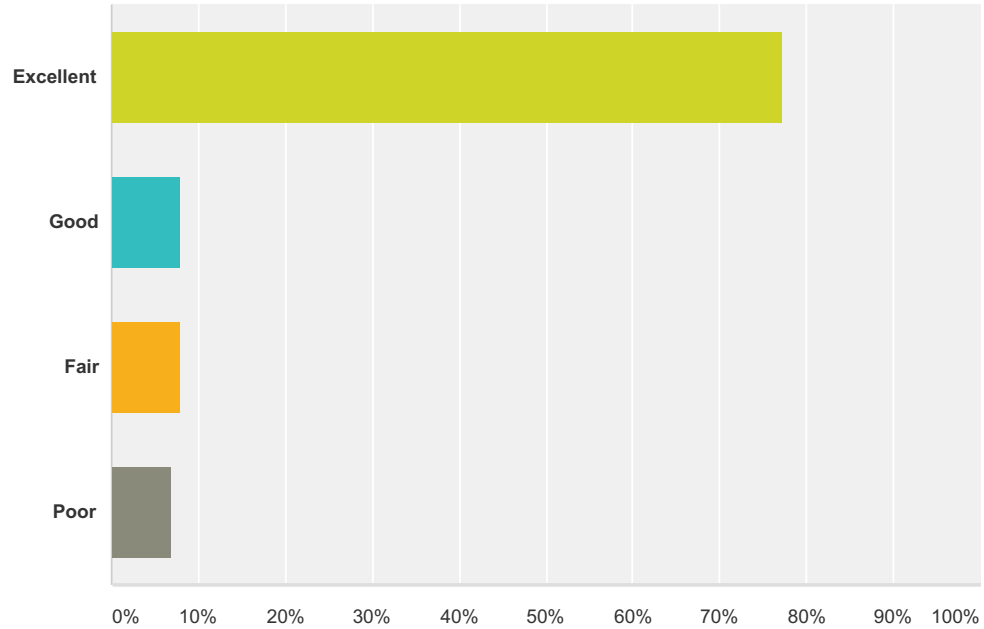
Answered: 189 Skipped: 0



Answer Choices	Responses
Under 18	2.65% 5
18 - 25	7.41% 14
26 - 35	11.11% 21
36 - 45	22.75% 43
46 - 55	25.93% 49
56 - 65	20.63% 39
66 and over	9.52% 18
Total	189

Q8 During your contact with our department, how would you rate the courtesy and demeanor of the officer/department member?

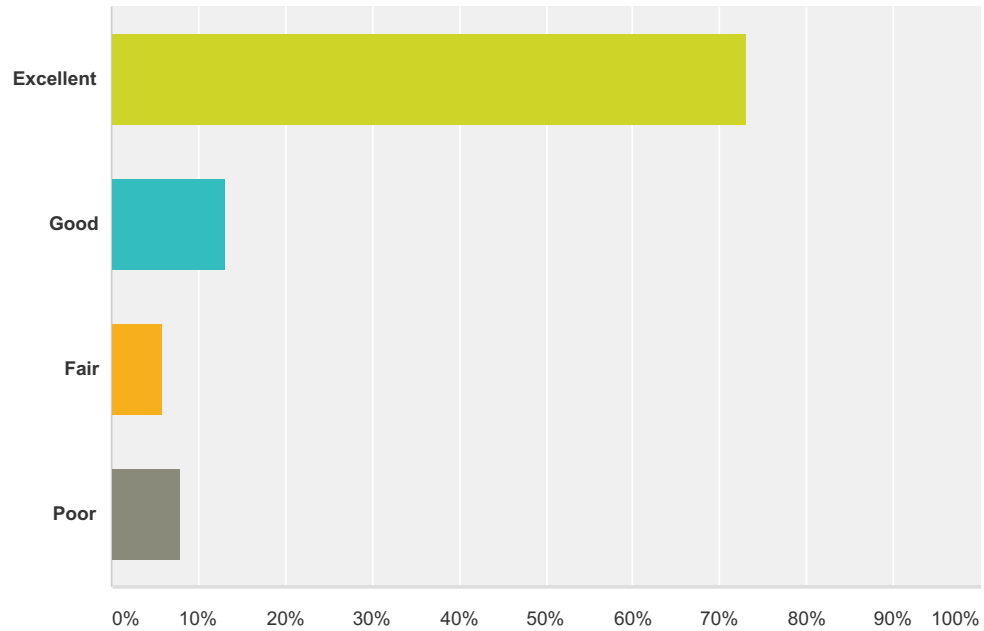
Answered: 189 Skipped: 0



Answer Choices	Responses
Excellent	77.25% 146
Good	7.94% 15
Fair	7.94% 15
Poor	6.88% 13
Total	189

Q9 Based on your contact with the Evesham Police Department, how would you rate the overall skills and knowledge of the employee

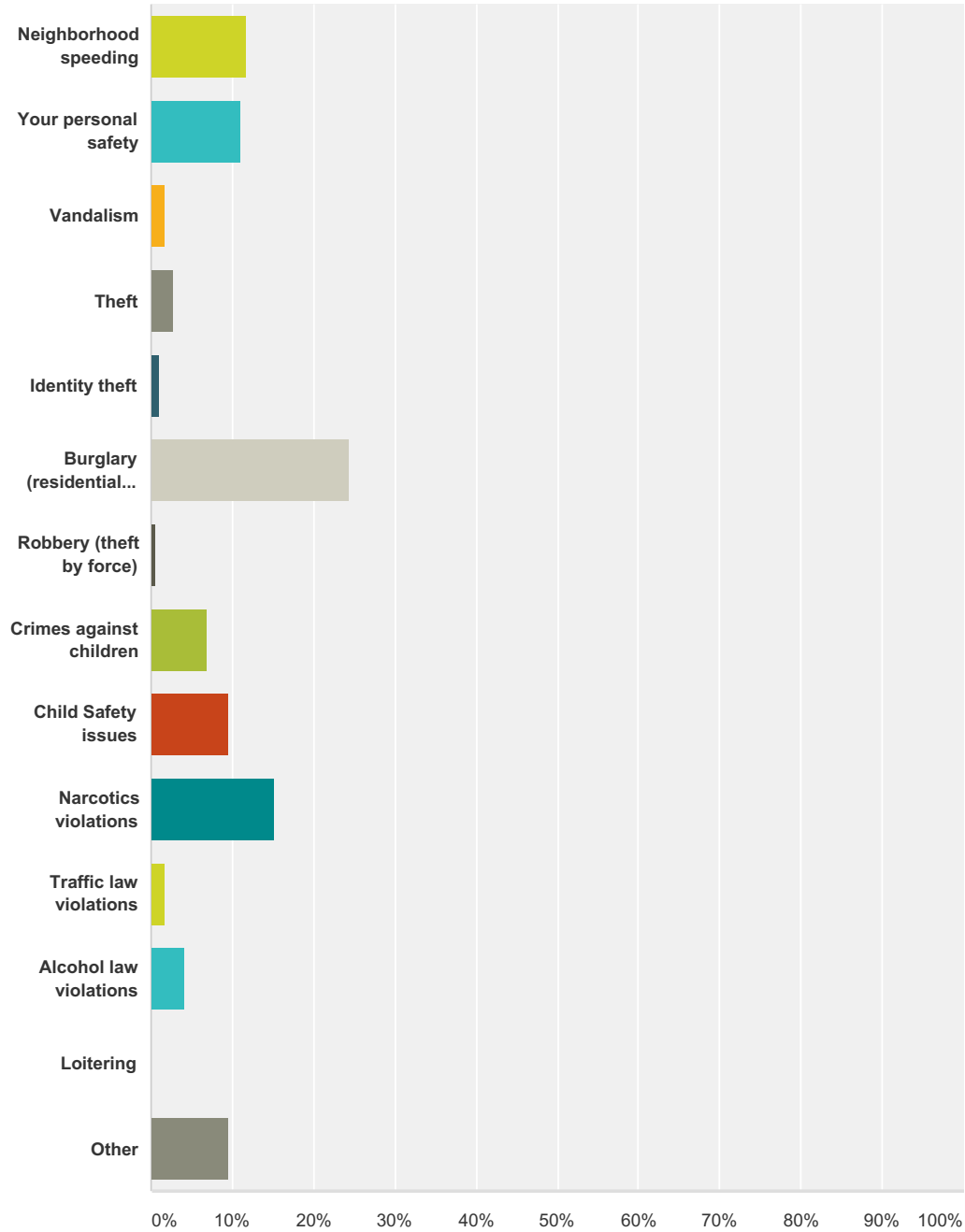
Answered: 189 Skipped: 0



Answer Choices	Responses
Excellent	73.02% 138
Good	13.23% 25
Fair	5.82% 11
Poor	7.94% 15
Total	189

Q10 What is your greatest concern regardsafety and security in Evesham Township?

Answered: 189 Skipped: 0

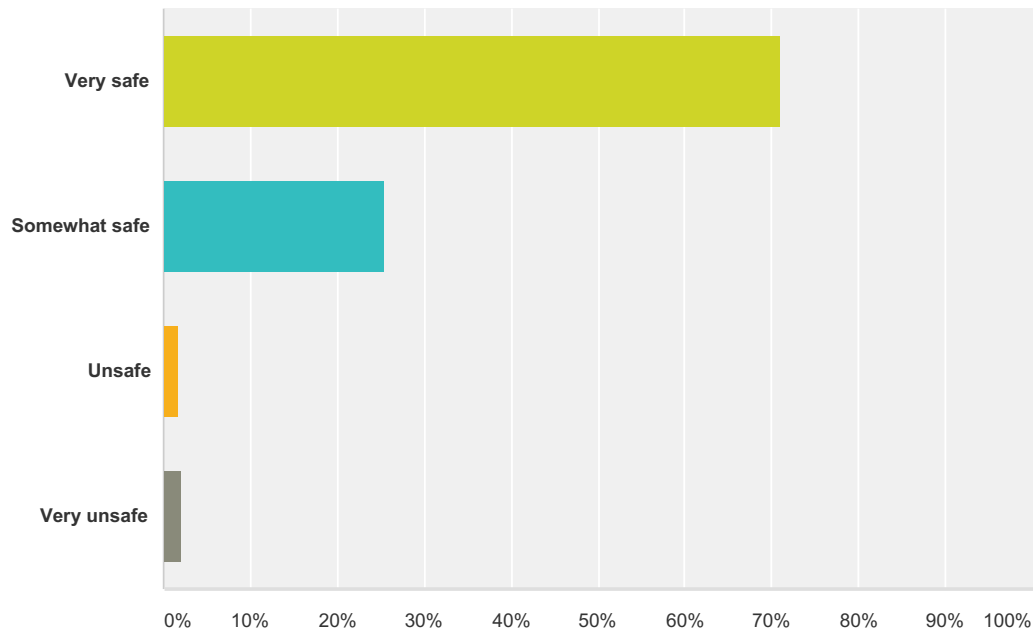


Answer Choices	Responses
Neighborhood speeding	11.64% 22
Your personal safety	11.11% 21
Vandalism	1.59% 3

Theft	2.65%	5
Identity theft	1.06%	2
Burglary (residential/vehicle burglaries & thefts)	24.34%	46
Robbery (theft by force)	0.53%	1
Crimes against children	6.88%	13
Child Safety issues	9.52%	18
Narcotics violations	15.34%	29
Traffic law violations	1.59%	3
Alcohol law violations	4.23%	8
Loitering	0.00%	0
Other	9.52%	18
Total		189

Q11 How safe do you feel in Evesham Township?

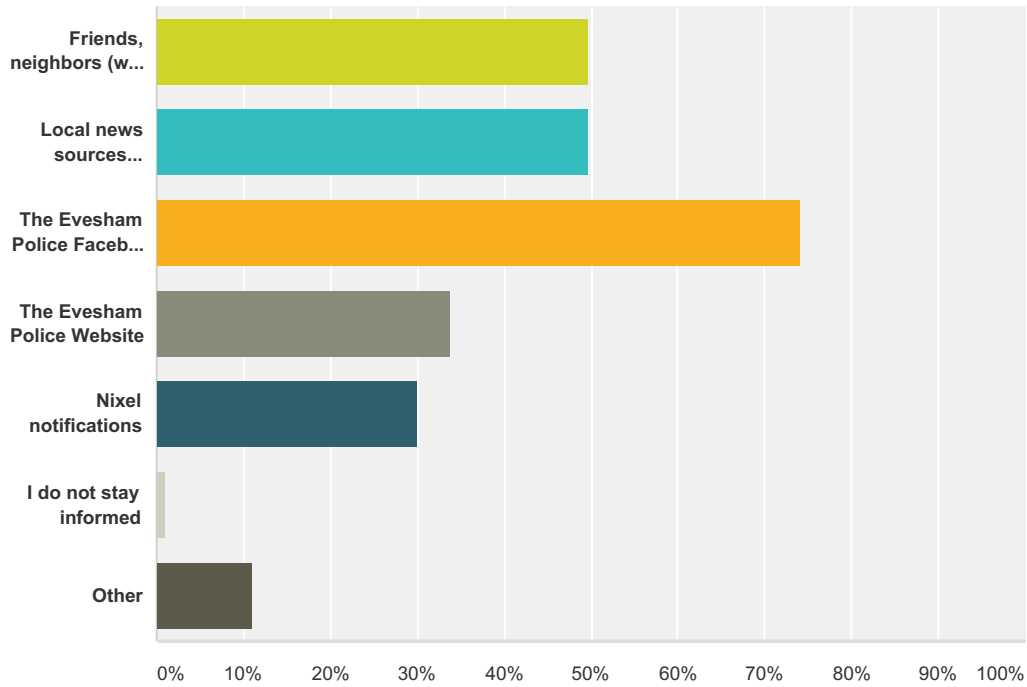
Answered: 189 Skipped: 0



Answer Choices	Responses
Very safe	70.90% 134
Somewhat safe	25.40% 48
Unsafe	1.59% 3
Very unsafe	2.12% 4
Total	189

**Q12 How do you stay informed and up to date on crime, safety concerns, issues in the community, and/or other Evesham Police Department news and events?
(Please check all that apply)**

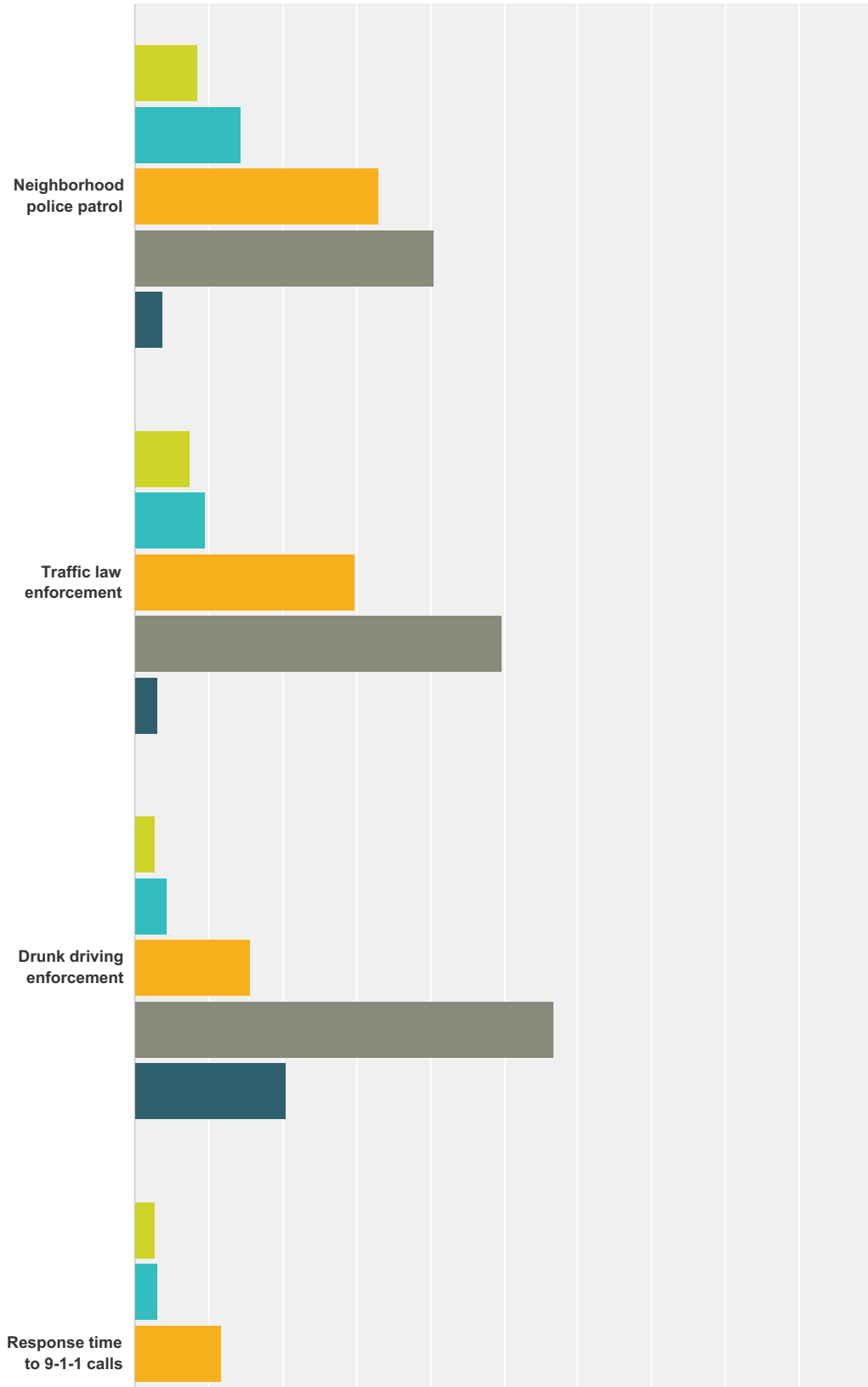
Answered: 189 Skipped: 0

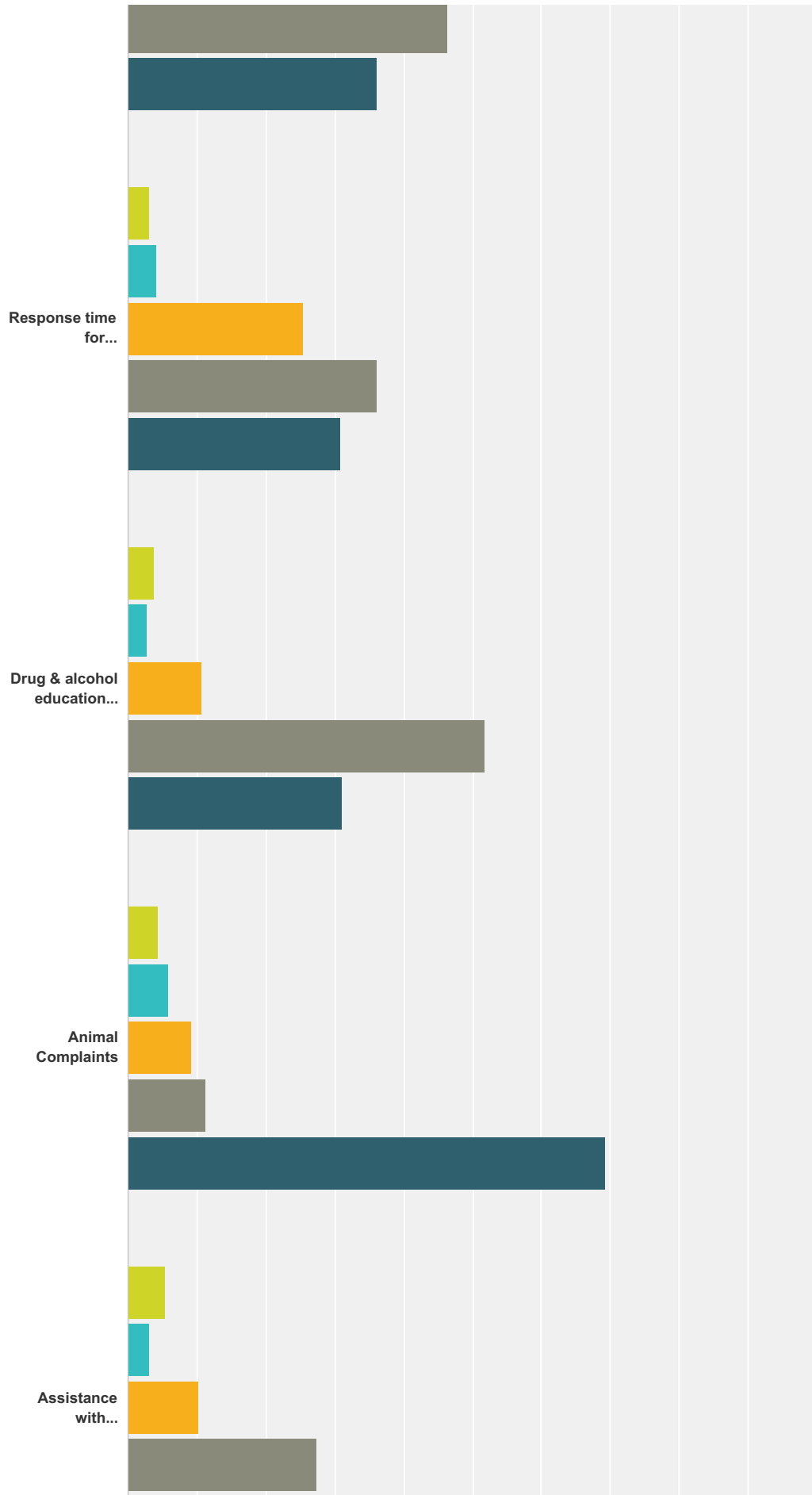


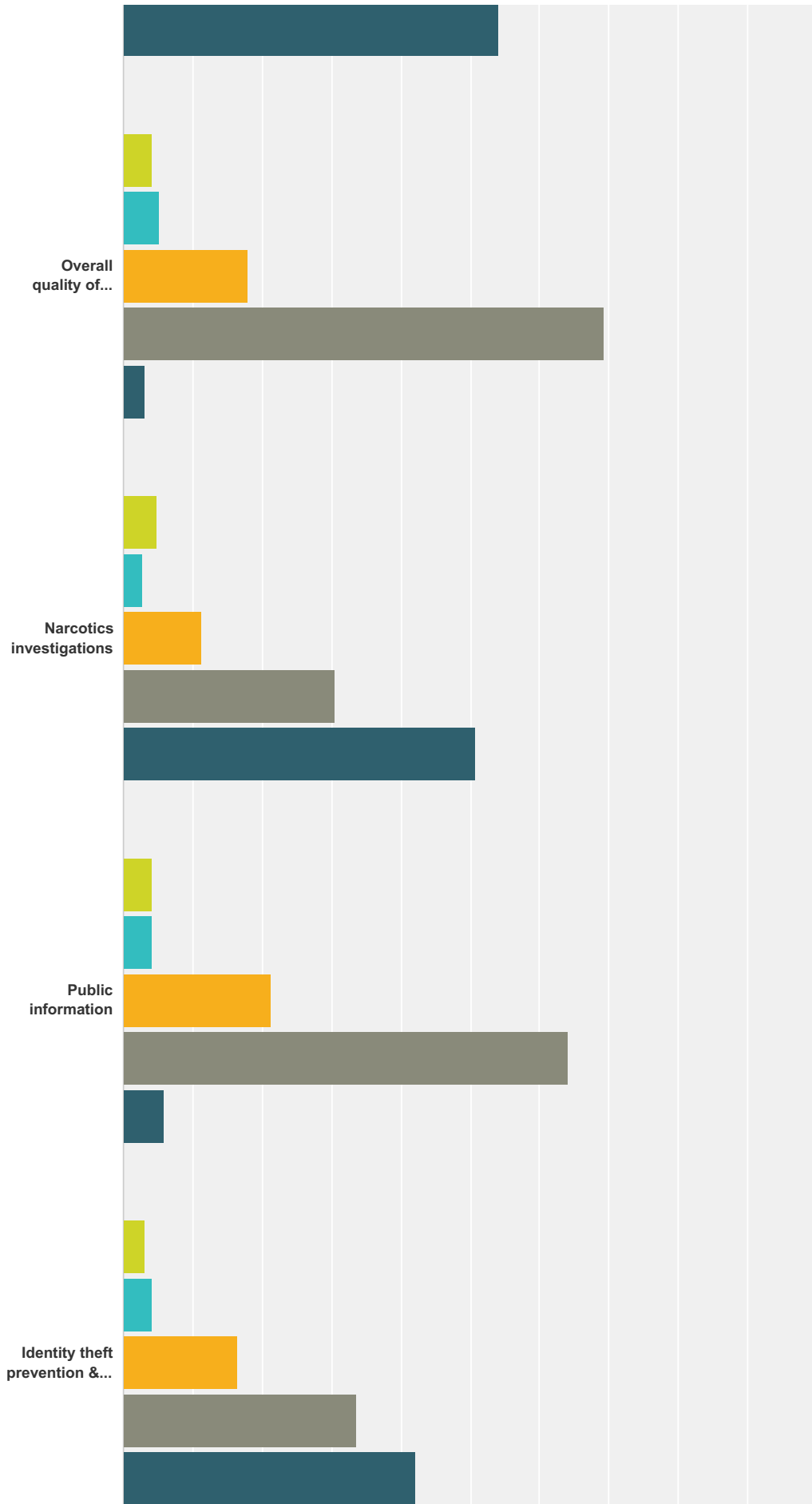
Answer Choices	Responses
Friends, neighbors (word of mouth)	49.74% 94
Local news sources (newspapers, television, radio, etc.)	49.74% 94
The Evesham Police Facebook page	74.07% 140
The Evesham Police Website	33.86% 64
Nixel notifications	30.16% 57
I do not stay informed	1.06% 2
Other	11.11% 21
Total Respondents: 189	

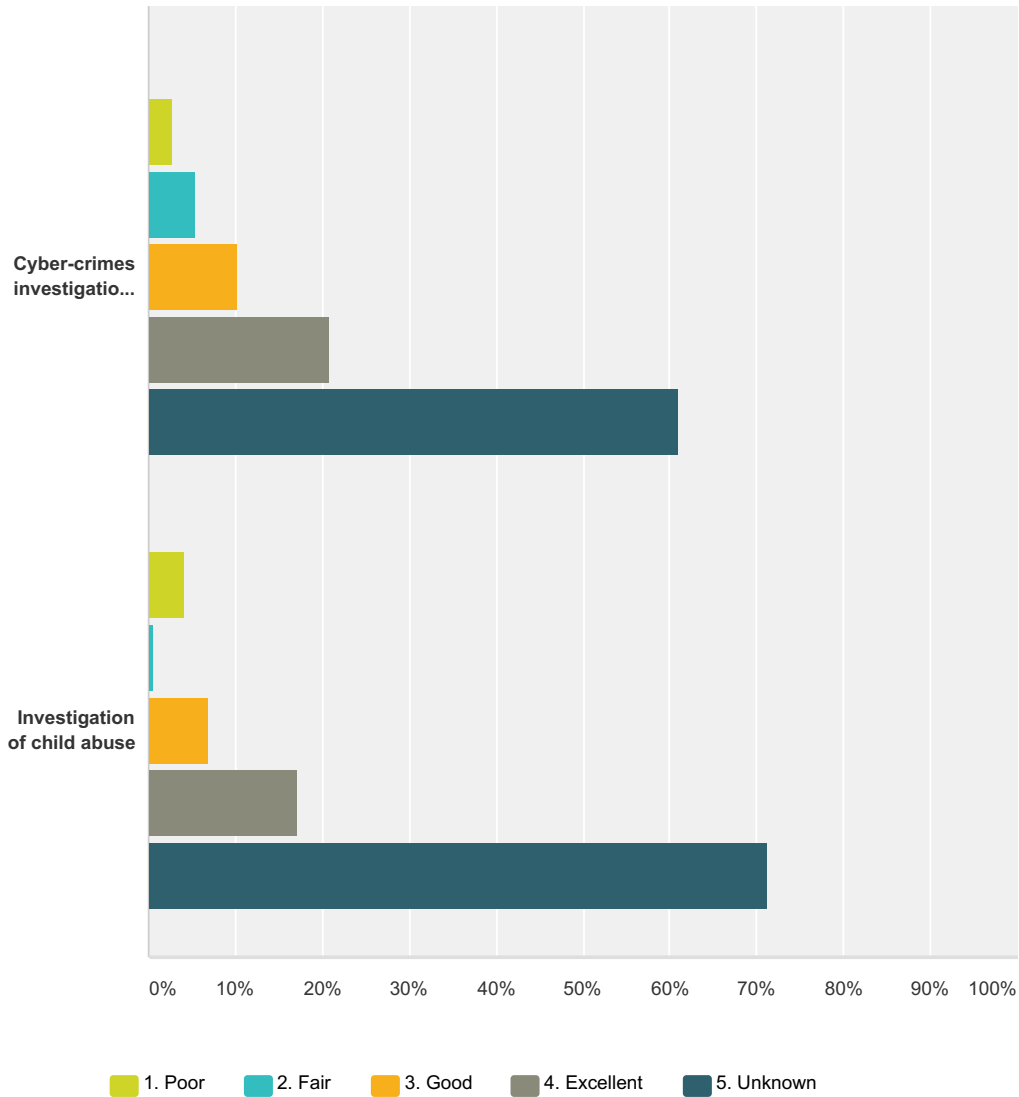
Q13 How would you rate the quality of the following services provided by the Evesham Police Department:

Answered: 189 Skipped: 0









	1. Poor	2. Fair	3. Good	4. Excellent	5. Unknown	Total
Neighborhood police patrol	8.51% 16	14.36% 27	32.98% 62	40.43% 76	3.72% 7	188
Traffic law enforcement	7.49% 14	9.63% 18	29.95% 56	49.73% 93	3.21% 6	187
Drunk driving enforcement	2.70% 5	4.32% 8	15.68% 29	56.76% 105	20.54% 38	185
Response time to 9-1-1 calls	2.66% 5	3.19% 6	11.70% 22	46.28% 87	36.17% 68	188
Response time for non-emergency calls	3.19% 6	4.26% 8	25.53% 48	36.17% 68	30.85% 58	188
Drug & alcohol education (DARE)	3.74% 7	2.67% 5	10.70% 20	51.87% 97	31.02% 58	187
Animal Complaints	4.30% 8	5.91% 11	9.14% 17	11.29% 21	69.35% 129	186
Assistance with domestic/neighborhood disputes	5.35% 10	3.21% 6	10.16% 19	27.27% 51	54.01% 101	187

Overall quality of police services	4.23% 8	5.29% 10	17.99% 34	69.31% 131	3.17% 6	189
Narcotics investigations	4.81% 9	2.67% 5	11.23% 21	30.48% 57	50.80% 95	187
Public information	4.28% 8	4.28% 8	21.39% 40	64.17% 120	5.88% 11	187
Identity theft prevention & education programs	3.21% 6	4.28% 8	16.58% 31	33.69% 63	42.25% 79	187
Cyber-crimes investigations & prevention programs	2.67% 5	5.35% 10	10.16% 19	20.86% 39	60.96% 114	187
Investigation of child abuse	4.28% 8	0.53% 1	6.95% 13	17.11% 32	71.12% 133	187

**Q14 Would you like to add a comment,
recommendation or suggestion for
improvement?**

Answered: 90 Skipped: 99