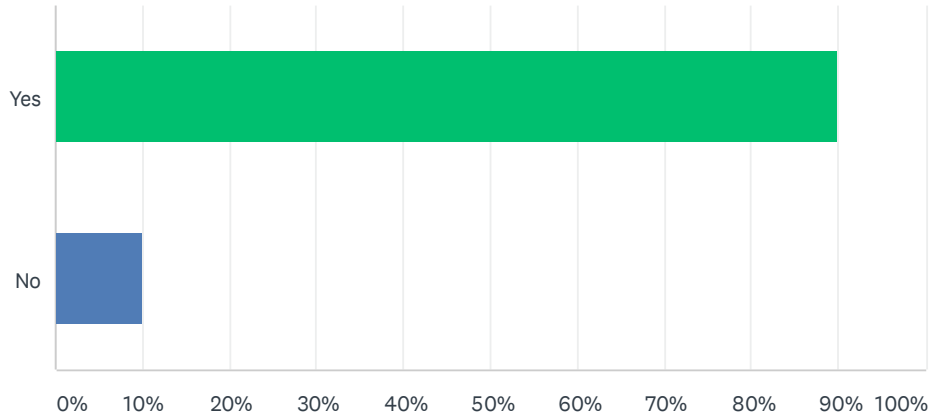


# Q1 Have you had contact with a member of the Evesham Police Department within the last 12 months?

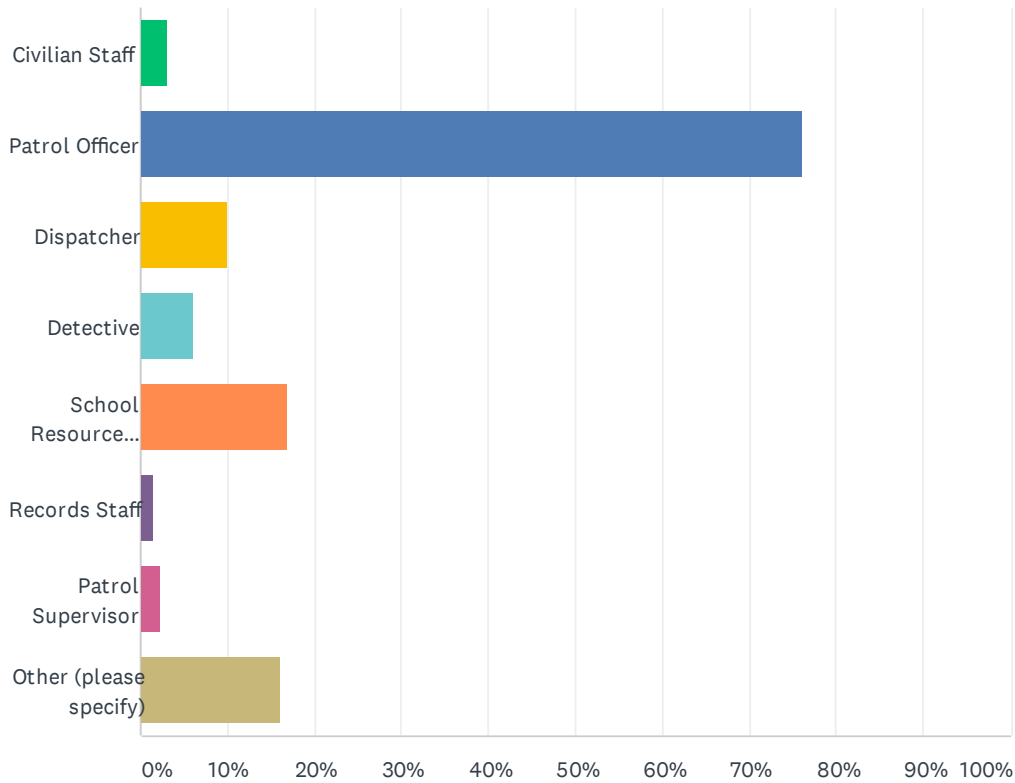
Answered: 130 Skipped: 0



ANSWER CHOICES	RESPONSES	
Yes	90.00%	117
No	10.00%	13
TOTAL		130

## Q2 Was your contact with a member of our department a:

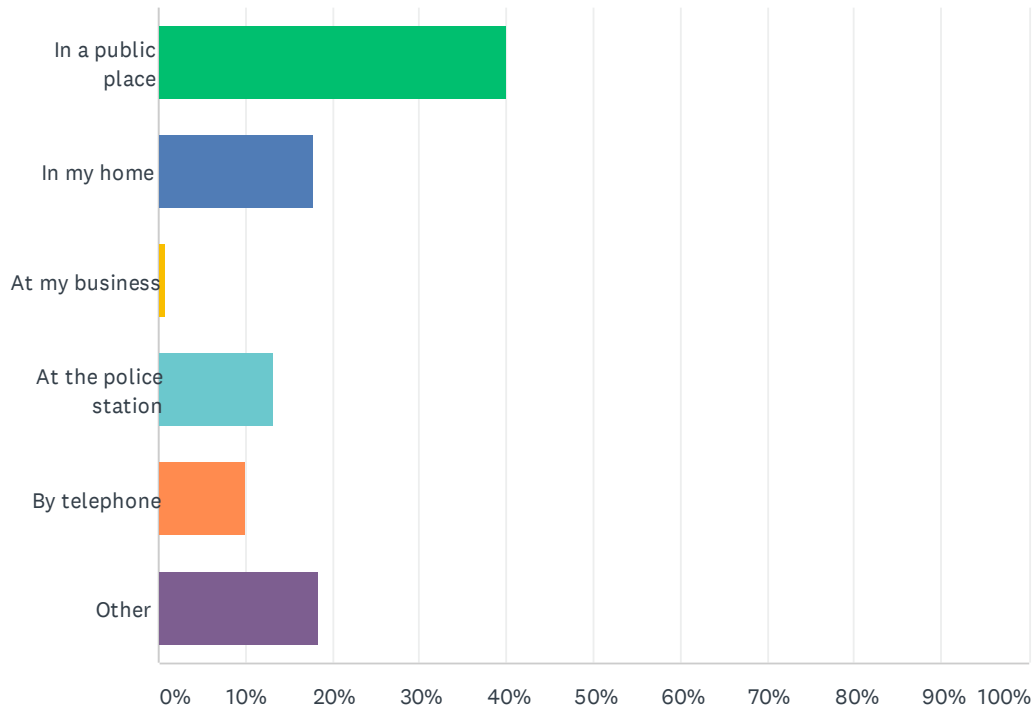
Answered: 130 Skipped: 0



ANSWER CHOICES	RESPONSES
Civilian Staff	3.08% 4
Patrol Officer	76.15% 99
Dispatcher	10.00% 13
Detective	6.15% 8
School Resource Officer	16.92% 22
Records Staff	1.54% 2
Patrol Supervisor	2.31% 3
Other (please specify)	16.15% 21
Total Respondents: 130	

### Q3 How/where did your contact with the Evesham Police Department

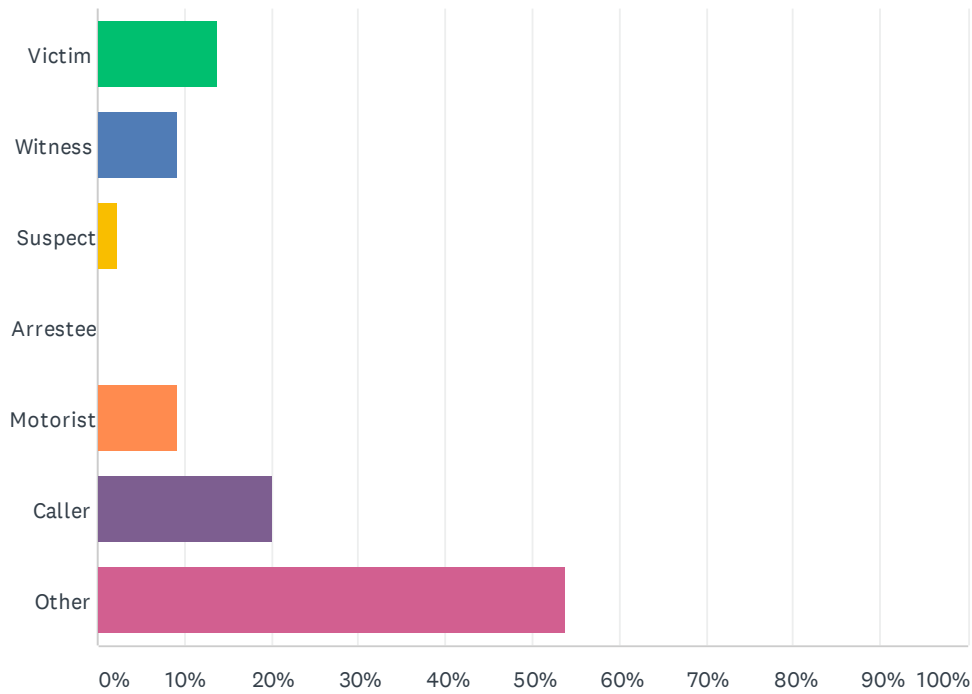
Answered: 130 Skipped: 0



ANSWER CHOICES	RESPONSES	
In a public place	40.00%	52
In my home	17.69%	23
At my business	0.77%	1
At the police station	13.08%	17
By telephone	10.00%	13
Other	18.46%	24
<b>TOTAL</b>		<b>130</b>

### Q4 In your contact with the Evesham Police Department were you a: (you may choose more than one answer)

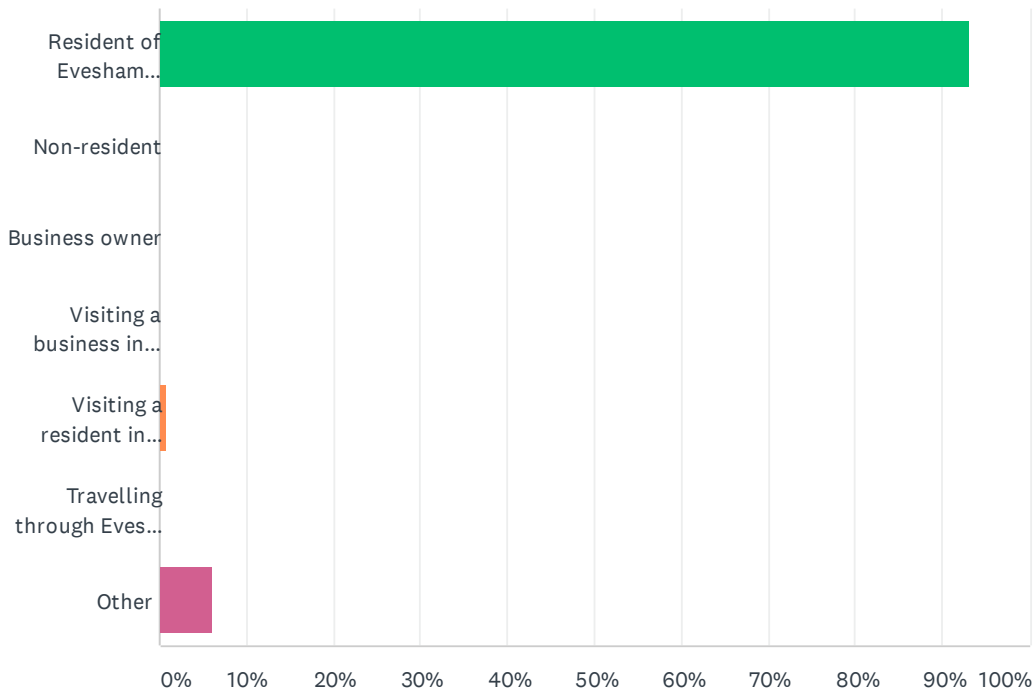
Answered: 130 Skipped: 0



ANSWER CHOICES	RESPONSES	
Victim	13.85%	18
Witness	9.23%	12
Suspect	2.31%	3
Arrestee	0.00%	0
Motorist	9.23%	12
Caller	20.00%	26
Other	53.85%	70
Total Respondents: 130		

### Q5 In regards to your interaction with the Evesham Police Department which best describes your status at the time of the contact?

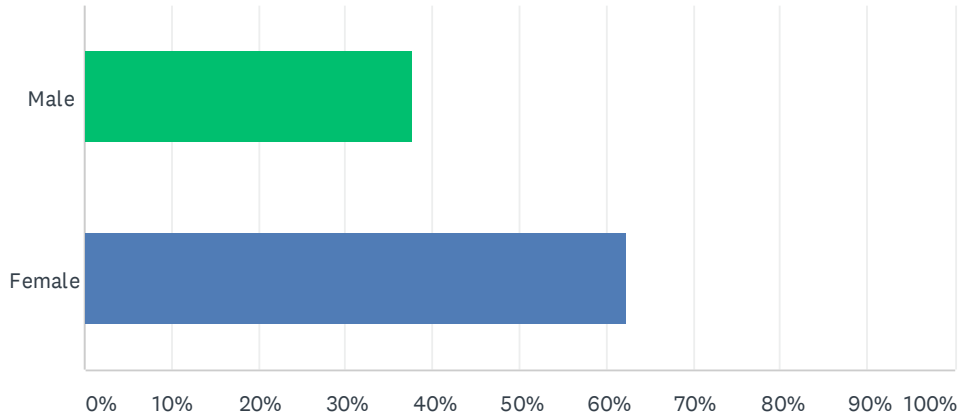
Answered: 130 Skipped: 0



ANSWER CHOICES	RESPONSES	
Resident of Evesham Township	93.08%	121
Non-resident	0.00%	0
Business owner	0.00%	0
Visiting a business in Evesham Township	0.00%	0
Visiting a resident in Evesham Township	0.77%	1
Travelling through Evesham Township	0.00%	0
Other	6.15%	8
<b>TOTAL</b>		<b>130</b>

### Q6 Are you a;

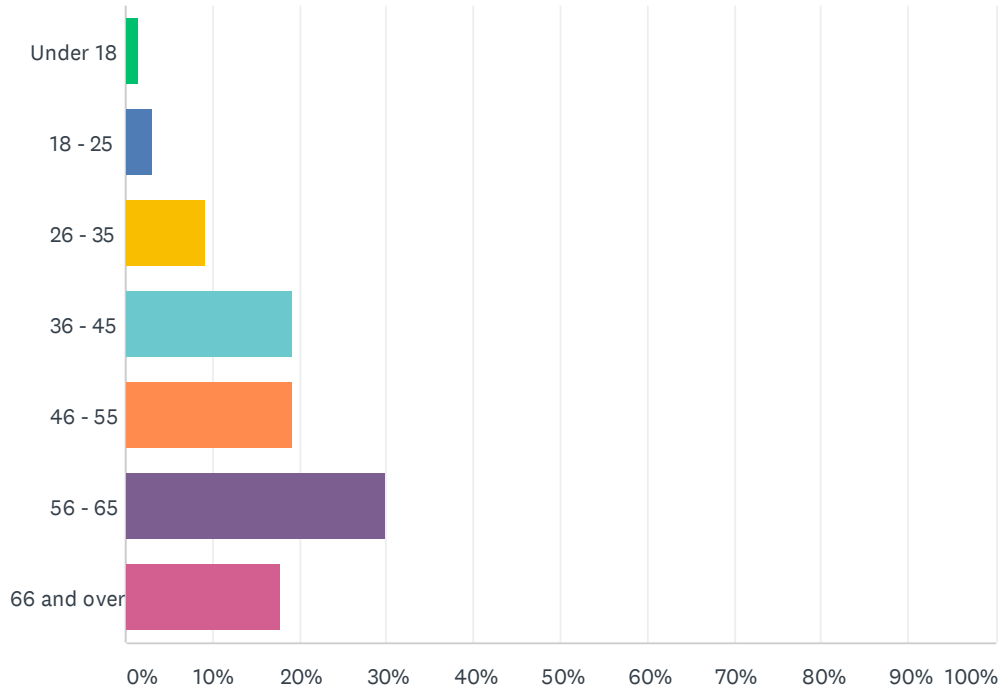
Answered: 130 Skipped: 0



ANSWER CHOICES	RESPONSES
Male	37.69% 49
Female	62.31% 81
TOTAL	130

## Q7 How old are you?

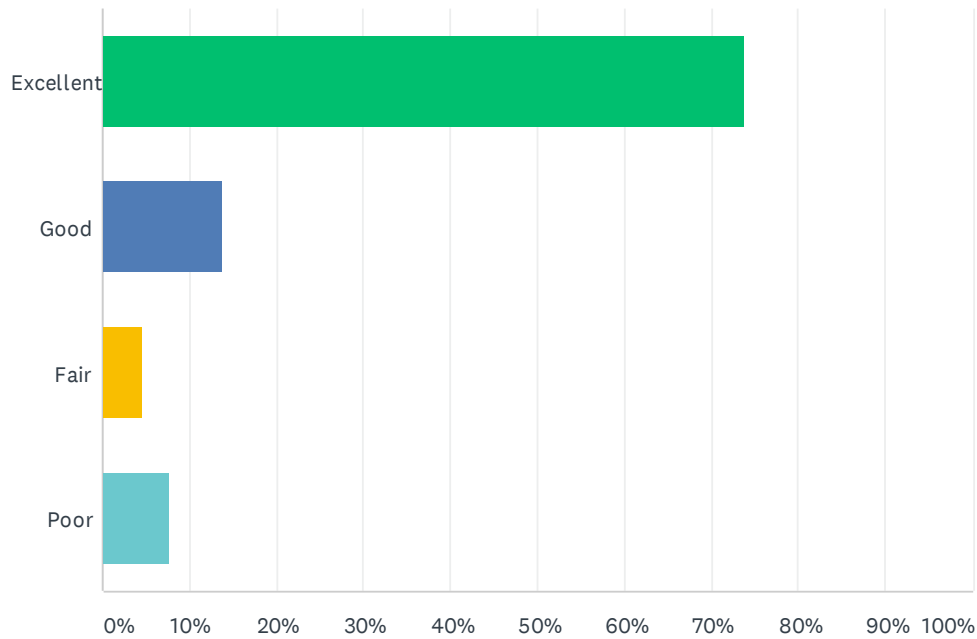
Answered: 130 Skipped: 0



ANSWER CHOICES	RESPONSES
Under 18	1.54% 2
18 - 25	3.08% 4
26 - 35	9.23% 12
36 - 45	19.23% 25
46 - 55	19.23% 25
56 - 65	30.00% 39
66 and over	17.69% 23
<b>TOTAL</b>	<b>130</b>

### Q8 During your contact with our department, how would you rate the courtesy and demeanor of the officer/department member?

Answered: 130 Skipped: 0

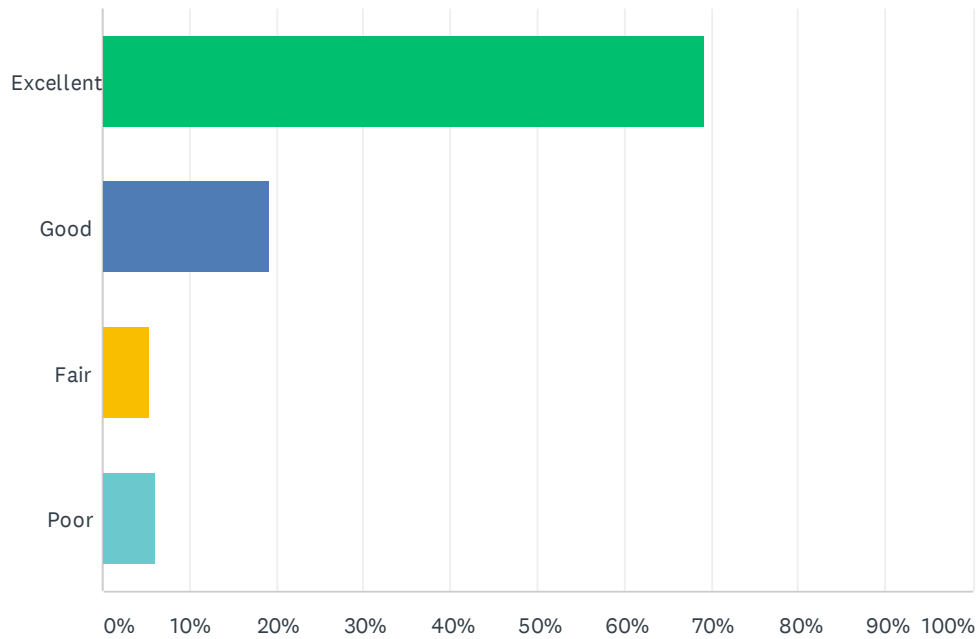


ANSWER CHOICES	RESPONSES	
Excellent	73.85%	96
Good	13.85%	18
Fair	4.62%	6
Poor	7.69%	10
<b>TOTAL</b>		<b>130</b>



### Q9 Based on your contact with the Evesham Police Department, how would you rate the overall skills and knowledge of the employee

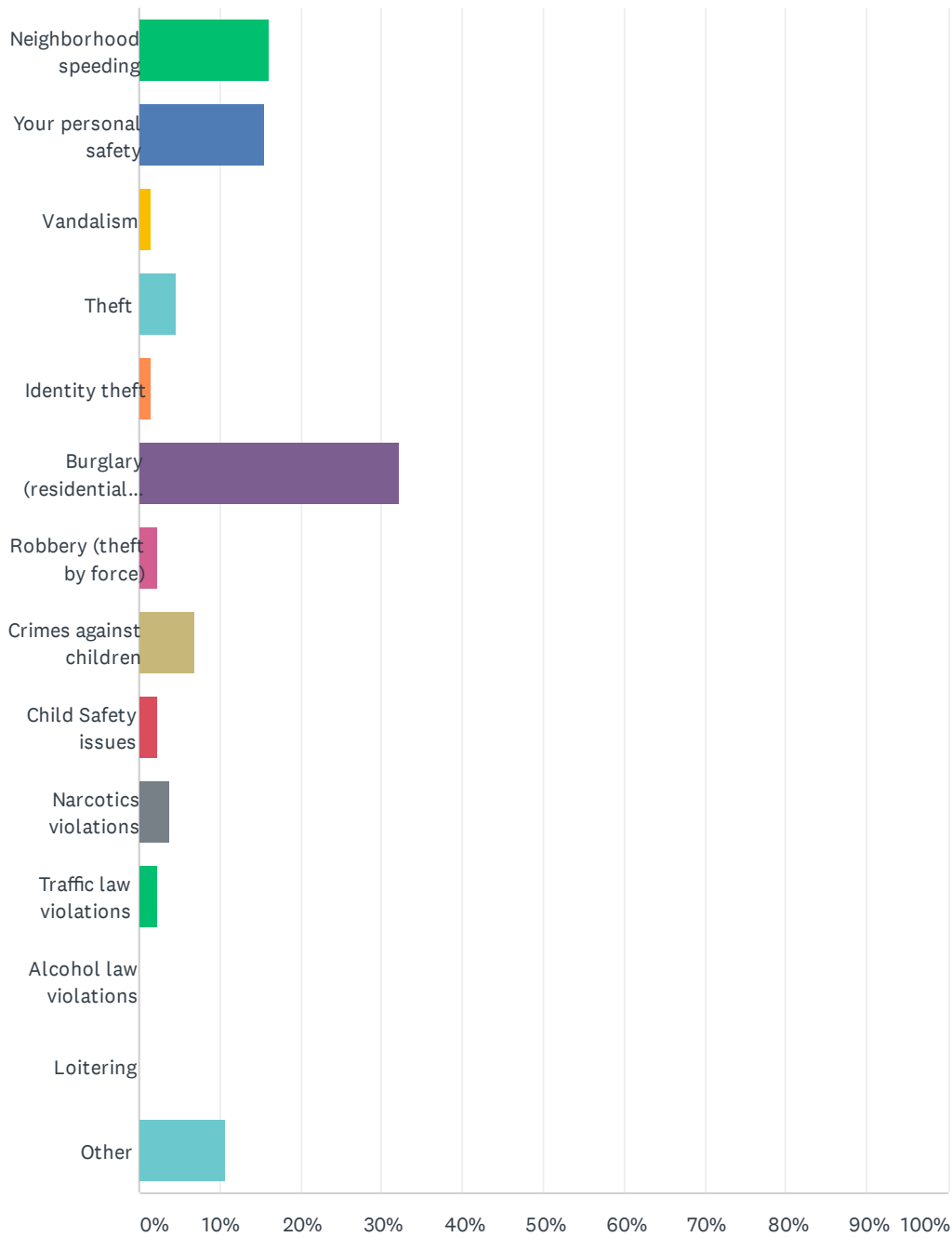
Answered: 130 Skipped: 0



ANSWER CHOICES	RESPONSES	
Excellent	69.23%	90
Good	19.23%	25
Fair	5.38%	7
Poor	6.15%	8
<b>TOTAL</b>		<b>130</b>

# Q10 What is your greatest concern regarding safety and security in Evesham Township?

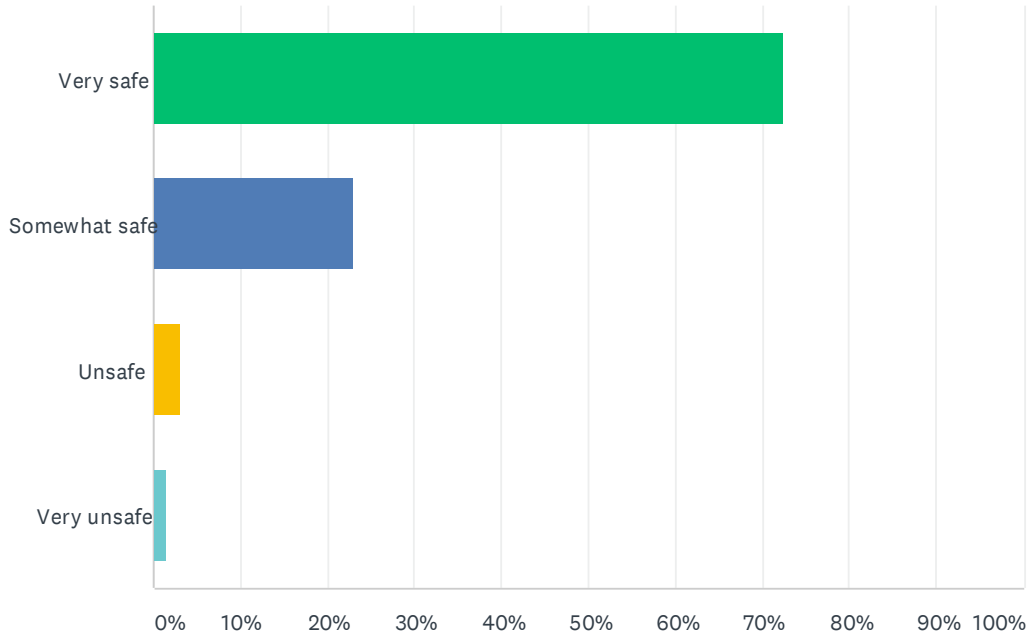
Answered: 130 Skipped: 0



ANSWER CHOICES	RESPONSES	
Neighborhood speeding	16.15%	21
Your personal safety	15.38%	20
Vandalism	1.54%	2
Theft	4.62%	6
Identity theft	1.54%	2
Burglary (residential/vehicle burglaries & thefts)	32.31%	42
Robbery (theft by force)	2.31%	3
Crimes against children	6.92%	9
Child Safety issues	2.31%	3
Narcotics violations	3.85%	5
Traffic law violations	2.31%	3
Alcohol law violations	0.00%	0
Loitering	0.00%	0
Other	10.77%	14
<b>TOTAL</b>		<b>130</b>

## Q11 How safe do you feel in Evesham Township?

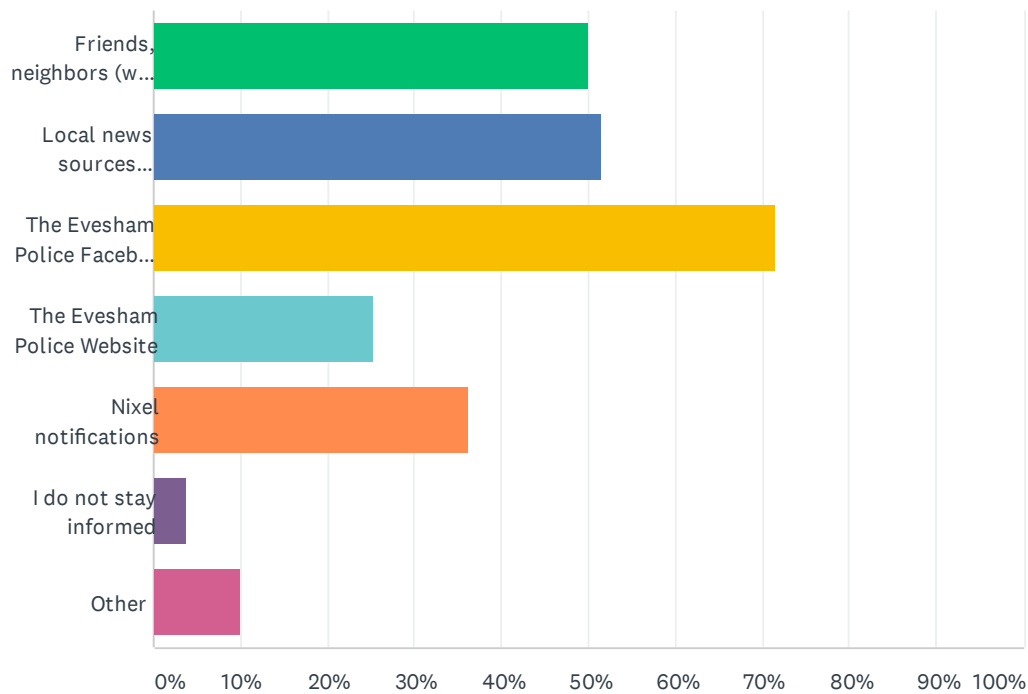
Answered: 130 Skipped: 0



ANSWER CHOICES	RESPONSES	
Very safe	72.31%	94
Somewhat safe	23.08%	30
Unsafe	3.08%	4
Very unsafe	1.54%	2
<b>TOTAL</b>		<b>130</b>

### Q12 How do you stay informed and up to date on crime, safety concerns, issues in the community, and/or other Evesham Police Department news and events? (Please check all that apply)

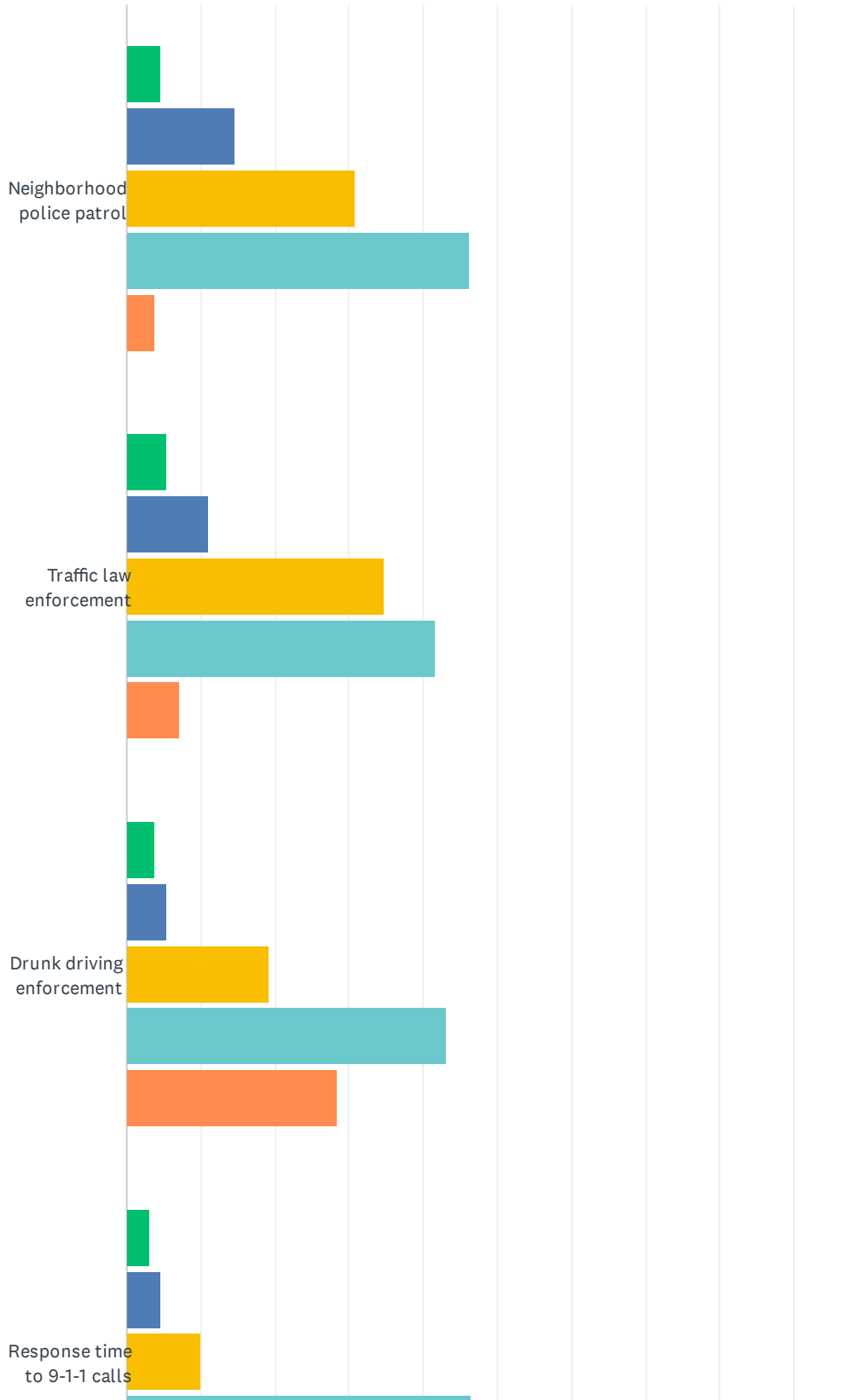
Answered: 130 Skipped: 0

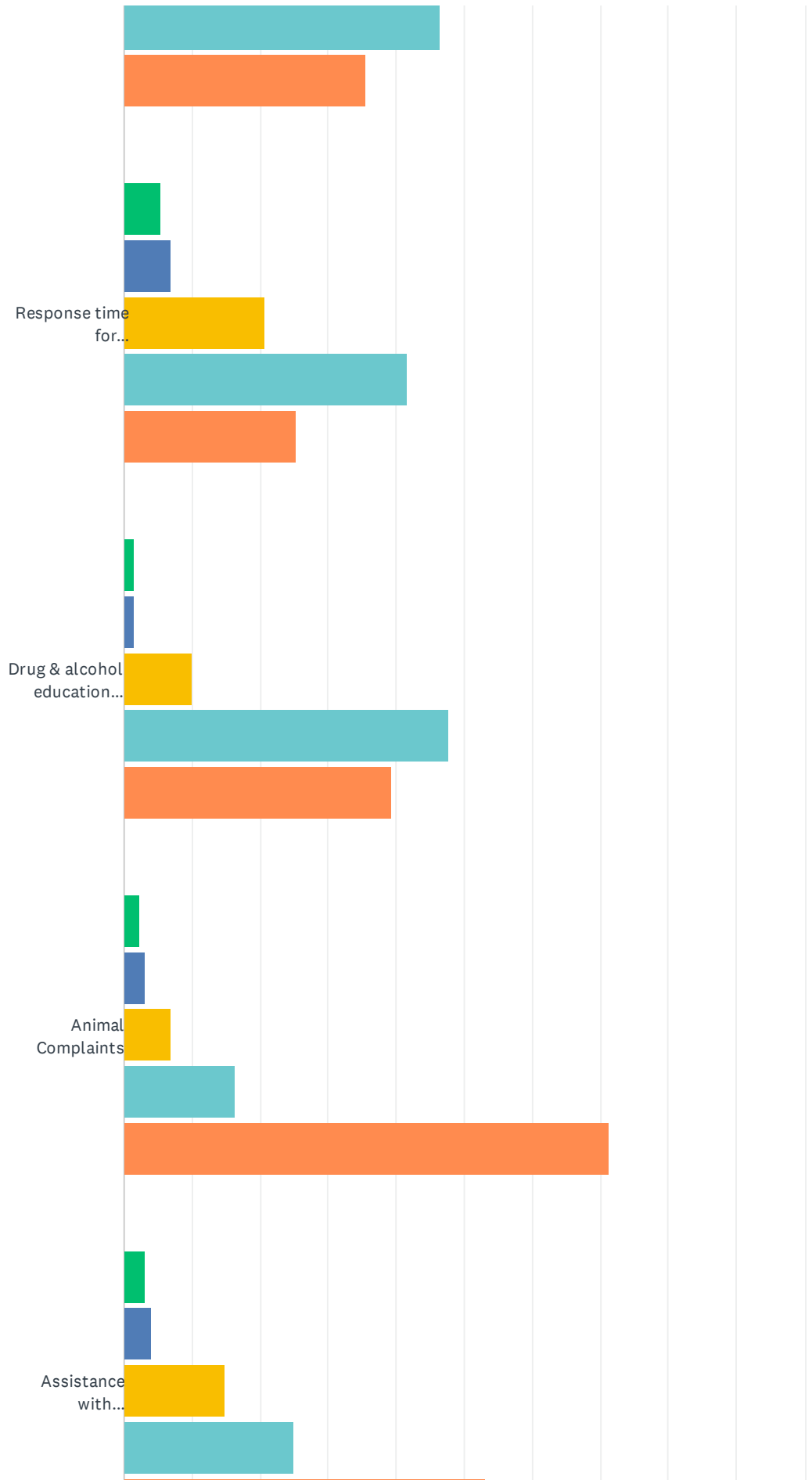


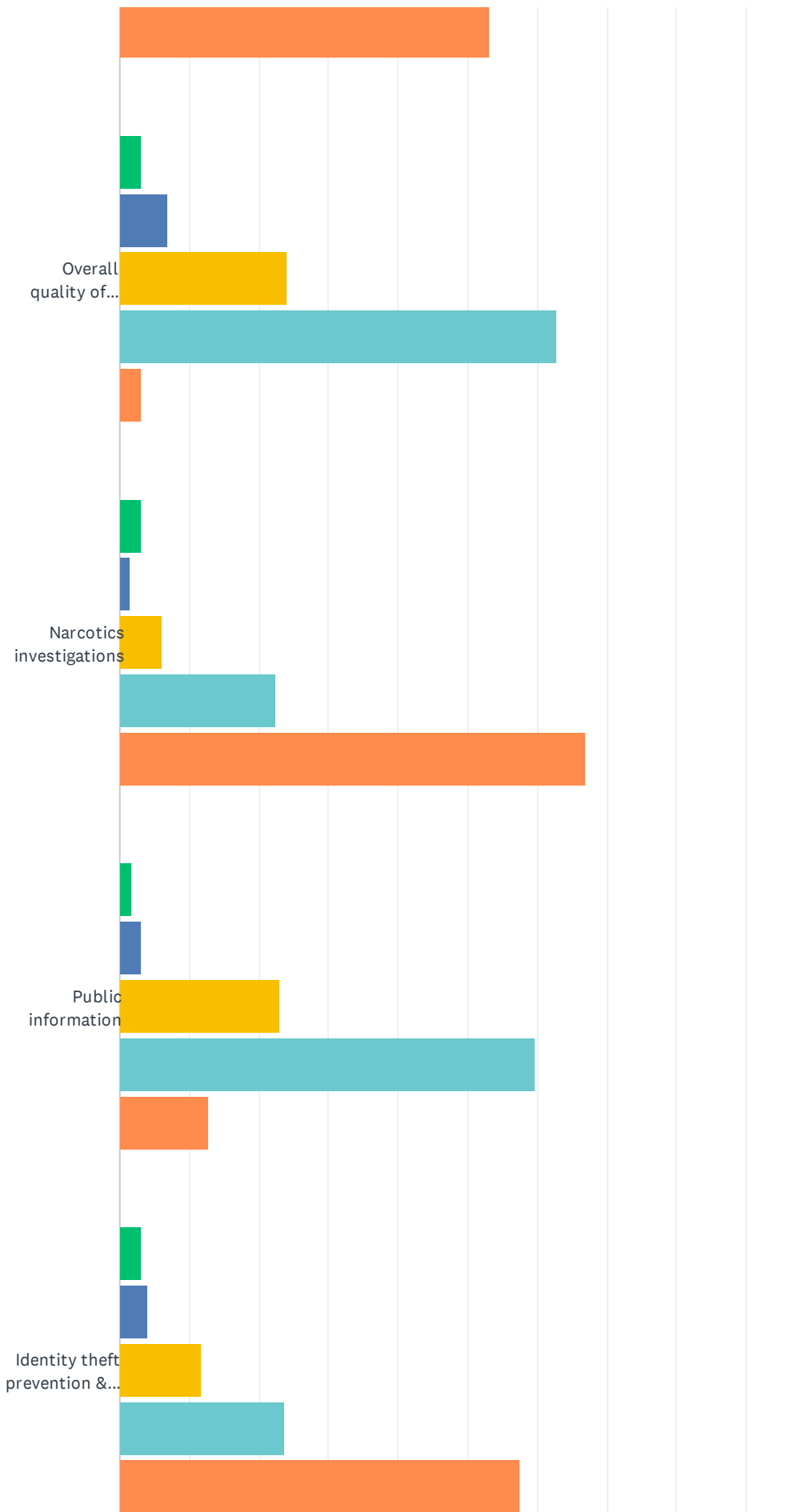
ANSWER CHOICES	RESPONSES	
Friends, neighbors (word of mouth)	50.00%	65
Local news sources (newspapers, television, radio, etc.)	51.54%	67
The Evesham Police Facebook page	71.54%	93
The Evesham Police Website	25.38%	33
Nixel notifications	36.15%	47
I do not stay informed	3.85%	5
Other	10.00%	13
Total Respondents: 130		

### Q13 How would you rate the quality of the following services provided by the Evesham Police Department:

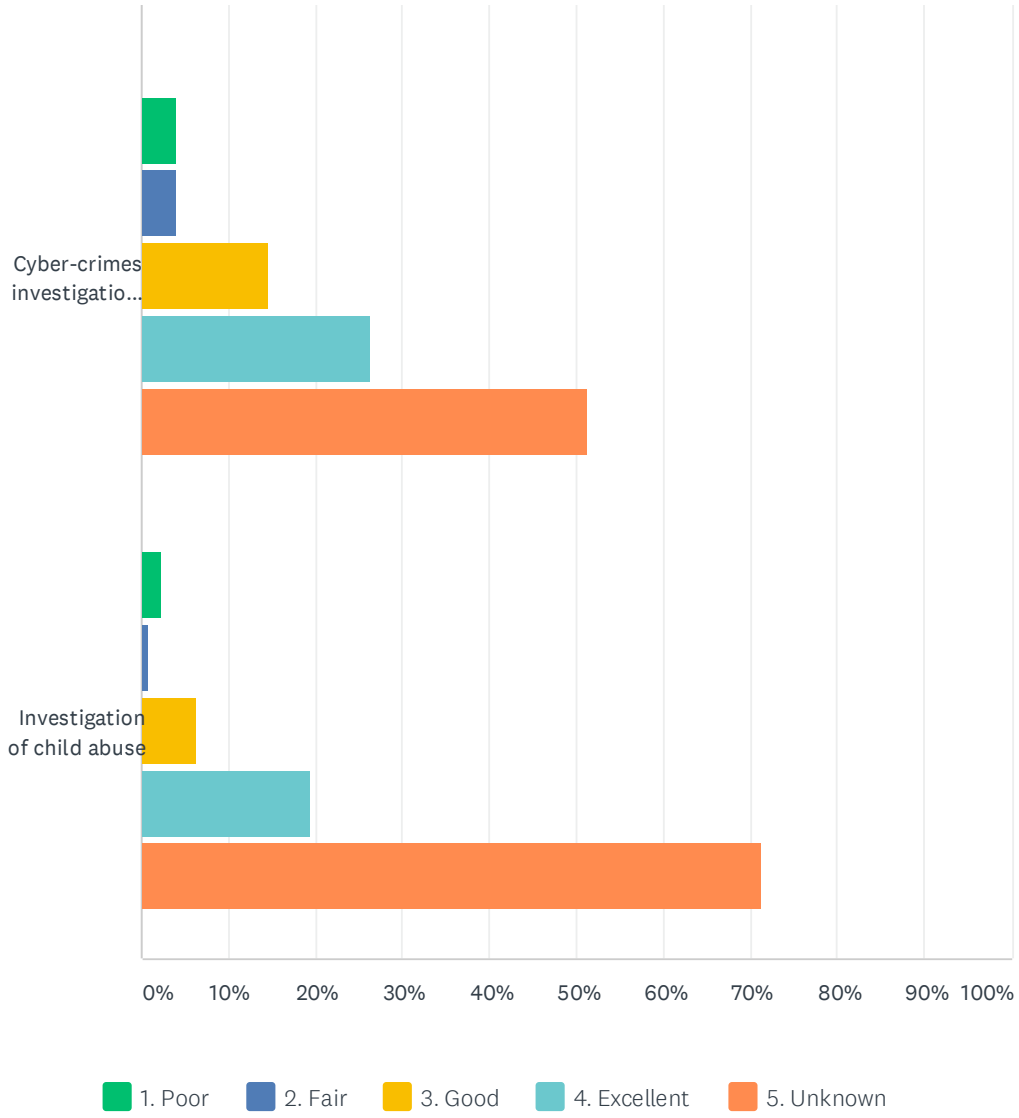
Answered: 130 Skipped: 0











	1. POOR	2. FAIR	3. GOOD	4. EXCELLENT	5. UNKNOWN	TOTAL
Neighborhood police patrol	4.62% 6	14.62% 19	30.77% 40	46.15% 60	3.85% 5	130
Traffic law enforcement	5.51% 7	11.02% 14	34.65% 44	41.73% 53	7.09% 9	127
Drunk driving enforcement	3.85% 5	5.38% 7	19.23% 25	43.08% 56	28.46% 37	130
Response time to 9-1-1 calls	3.10% 4	4.65% 6	10.08% 13	46.51% 60	35.66% 46	129
Response time for non-emergency calls	5.38% 7	6.92% 9	20.77% 27	41.54% 54	25.38% 33	130
Drug & alcohol education (DARE)	1.54% 2	1.54% 2	10.00% 13	47.69% 62	39.23% 51	130
Animal Complaints	2.33% 3	3.10% 4	6.98% 9	16.28% 21	71.32% 92	129
Assistance with domestic/neighborhood disputes	3.13% 4	3.91% 5	14.84% 19	25.00% 32	53.13% 68	128
Overall quality of police services	3.10% 4	6.98% 9	24.03% 31	62.79% 81	3.10% 4	129
Narcotics investigations	3.08% 4	1.54% 2	6.15% 8	22.31% 29	66.92% 87	130
Public information	1.59% 2	3.17% 4	23.02% 29	59.52% 75	12.70% 16	126
Identity theft prevention & education programs	3.15% 4	3.94% 5	11.81% 15	23.62% 30	57.48% 73	127
Cyber-crimes investigations & prevention programs	3.88% 5	3.88% 5	14.73% 19	26.36% 34	51.16% 66	129
Investigation of child abuse	2.33% 3	0.78% 1	6.20% 8	19.38% 25	71.32% 92	129

## Q14 Would you like to add a comment, recommendation or suggestion for improvement?

Answered: 68 Skipped: 62