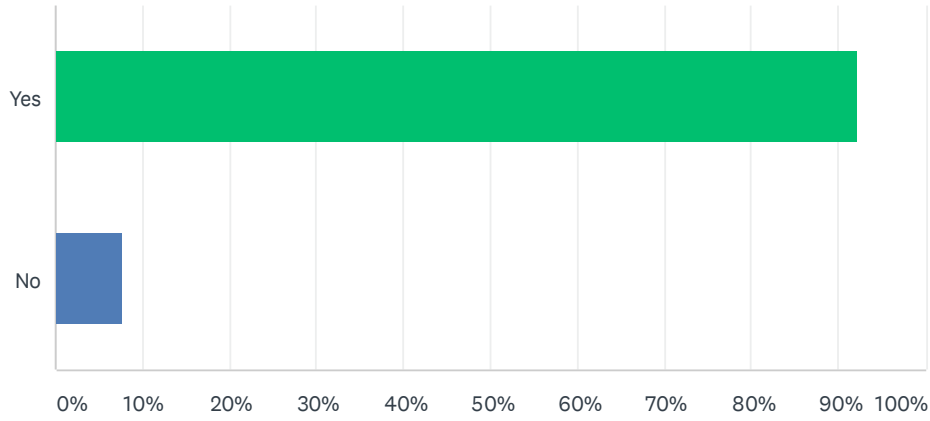


Q1 Have you had contact with a member of the Evesham Police Department within the last 12 months?

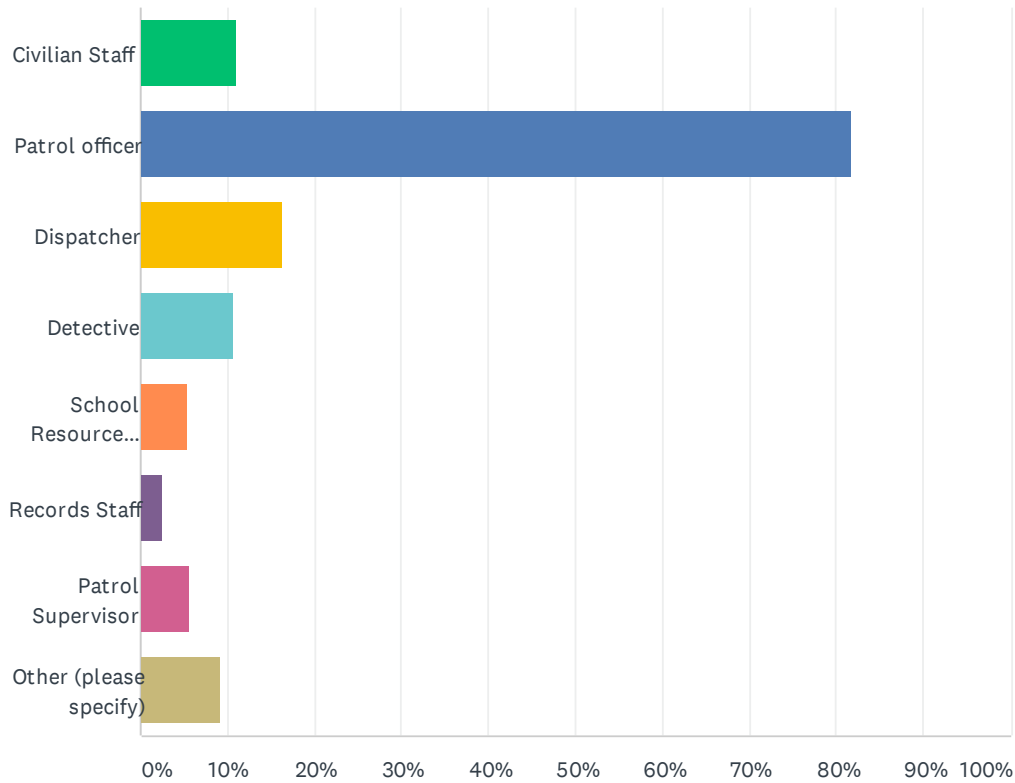
Answered: 281 Skipped: 0



| ANSWER CHOICES | RESPONSES | |
|----------------|-----------|-----|
| Yes | 92.17% | 259 |
| No | 7.83% | 22 |
| TOTAL | | 281 |

Q2 Was your contact with a member of our department a:

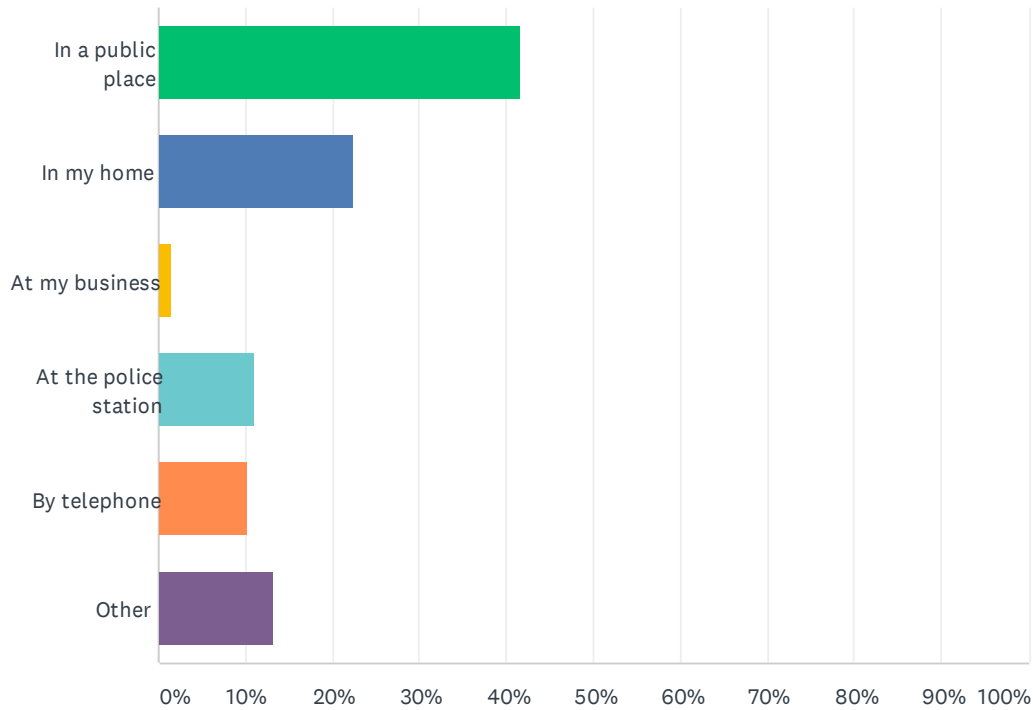
Answered: 281 Skipped: 0



| ANSWER CHOICES | RESPONSES | |
|-------------------------|-----------|-----|
| Civilian Staff | 11.03% | 31 |
| Patrol officer | 81.85% | 230 |
| Dispatcher | 16.37% | 46 |
| Detective | 10.68% | 30 |
| School Resource Officer | 5.34% | 15 |
| Records Staff | 2.49% | 7 |
| Patrol Supervisor | 5.69% | 16 |
| Other (please specify) | 9.25% | 26 |
| Total Respondents: 281 | | |

Q3 How/where did your contact with the Evesham Police Department

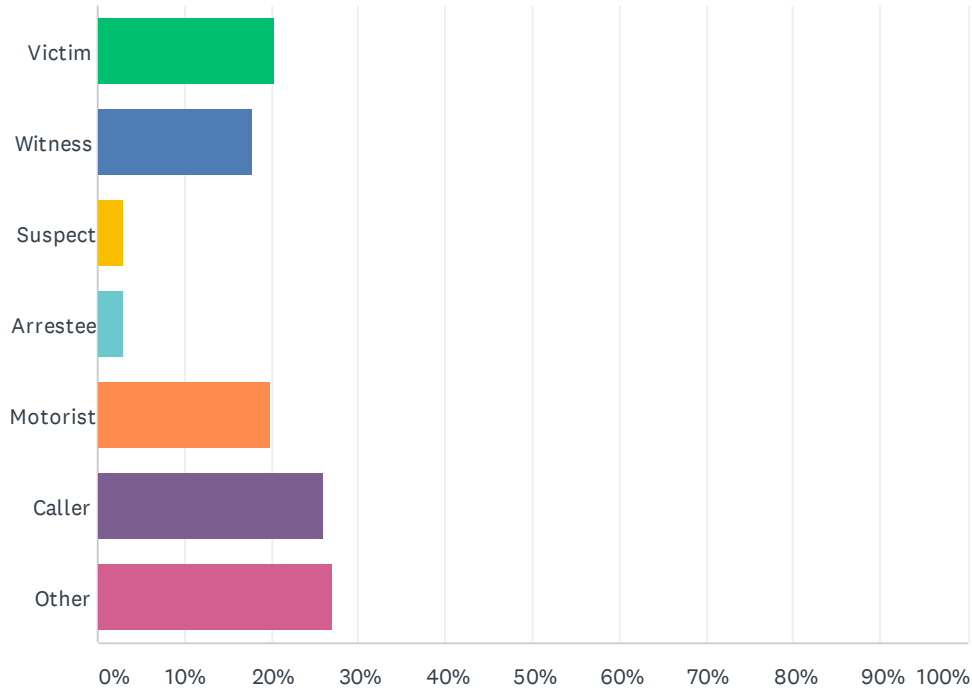
Answered: 281 Skipped: 0



| ANSWER CHOICES | RESPONSES | |
|-----------------------|-----------|------------|
| In a public place | 41.64% | 117 |
| In my home | 22.42% | 63 |
| At my business | 1.42% | 4 |
| At the police station | 11.03% | 31 |
| By telephone | 10.32% | 29 |
| Other | 13.17% | 37 |
| TOTAL | | 281 |

Q4 In your contact with the Evesham Police Department were you a: (you may choose more than one answer)

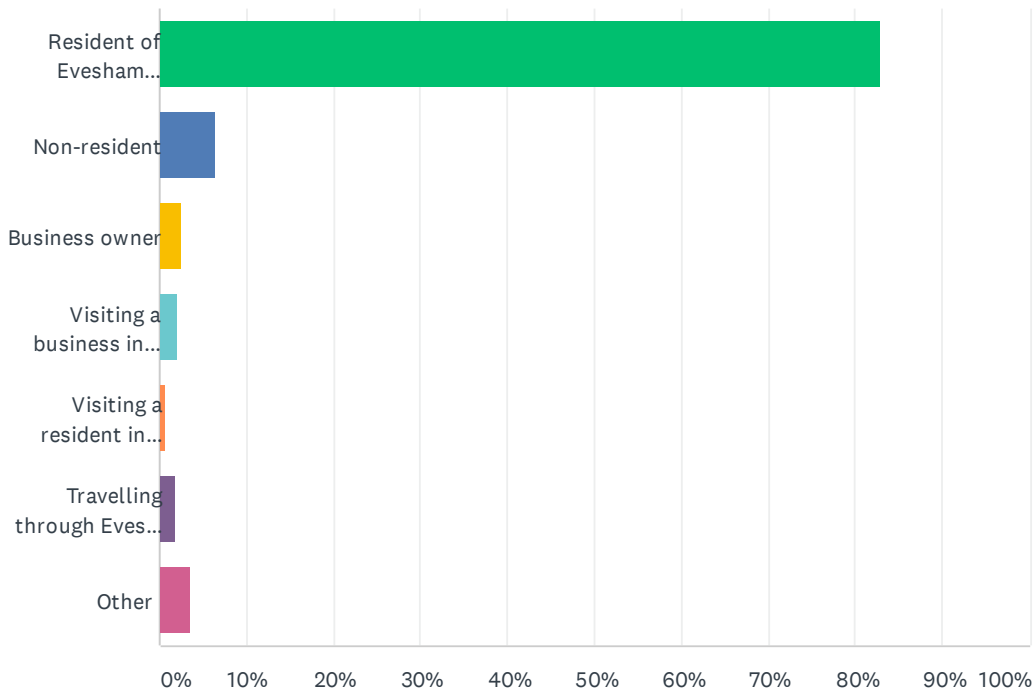
Answered: 281 Skipped: 0



| ANSWER CHOICES | RESPONSES | |
|------------------------|-----------|----|
| Victim | 20.28% | 57 |
| Witness | 17.79% | 50 |
| Suspect | 2.85% | 8 |
| Arrestee | 2.85% | 8 |
| Motorist | 19.93% | 56 |
| Caller | 25.98% | 73 |
| Other | 27.05% | 76 |
| Total Respondents: 281 | | |

Q5 In regards to your interaction with the Evesham Police Department which best describes your status at the time of the contact?

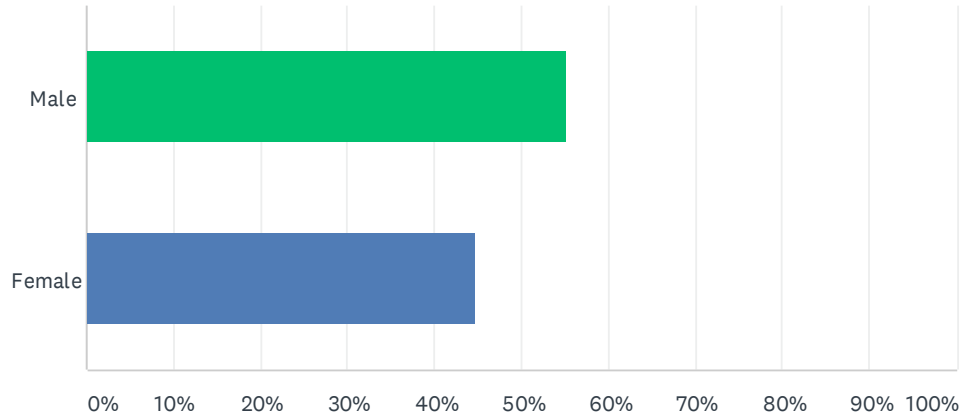
Answered: 281 Skipped: 0



| ANSWER CHOICES | RESPONSES | |
|---|-----------|------------|
| Resident of Evesham Township | 82.92% | 233 |
| Non-resident | 6.41% | 18 |
| Business owner | 2.49% | 7 |
| Visiting a business in Evesham Township | 2.14% | 6 |
| Visiting a resident in Evesham Township | 0.71% | 2 |
| Travelling through Evesham Township | 1.78% | 5 |
| Other | 3.56% | 10 |
| TOTAL | | 281 |

Q6 Are you a;

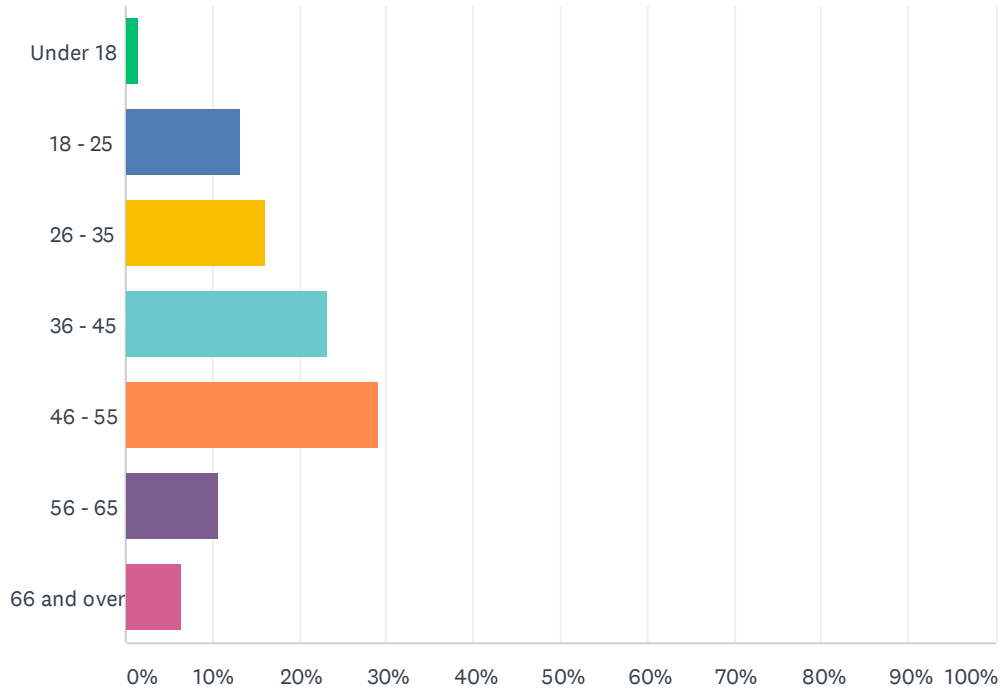
Answered: 281 Skipped: 0



| ANSWER CHOICES | RESPONSES |
|----------------|------------|
| Male | 55.16% 155 |
| Female | 44.84% 126 |
| TOTAL | 281 |

Q7 How old are you?

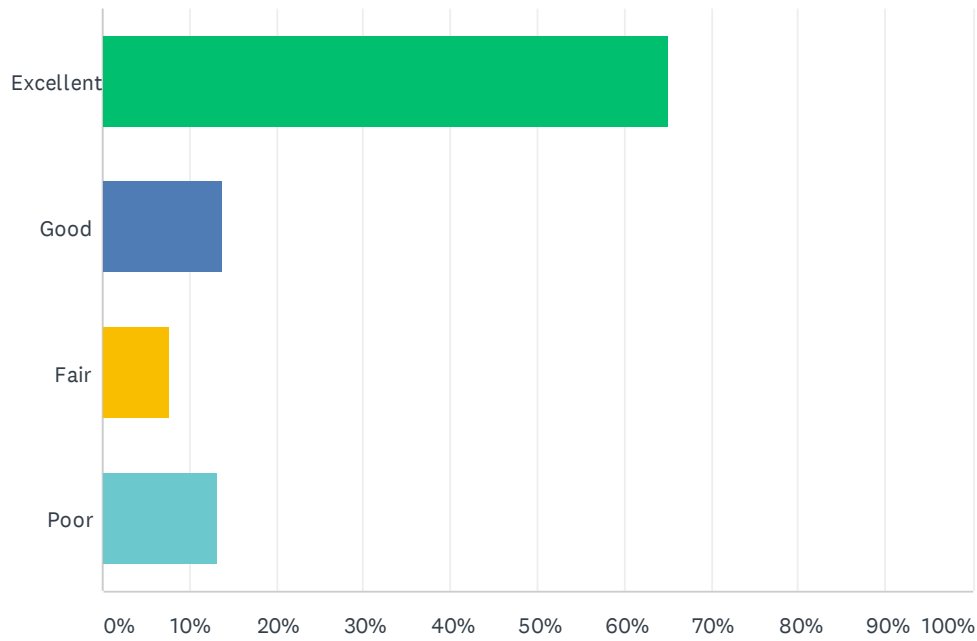
Answered: 281 Skipped: 0



| ANSWER CHOICES | RESPONSES | |
|----------------|-----------|------------|
| Under 18 | 1.42% | 4 |
| 18 - 25 | 13.17% | 37 |
| 26 - 35 | 16.01% | 45 |
| 36 - 45 | 23.13% | 65 |
| 46 - 55 | 29.18% | 82 |
| 56 - 65 | 10.68% | 30 |
| 66 and over | 6.41% | 18 |
| TOTAL | | 281 |

Q8 During your contact with our department, how would you rate the courtesy and demeanor of the officer/department member?

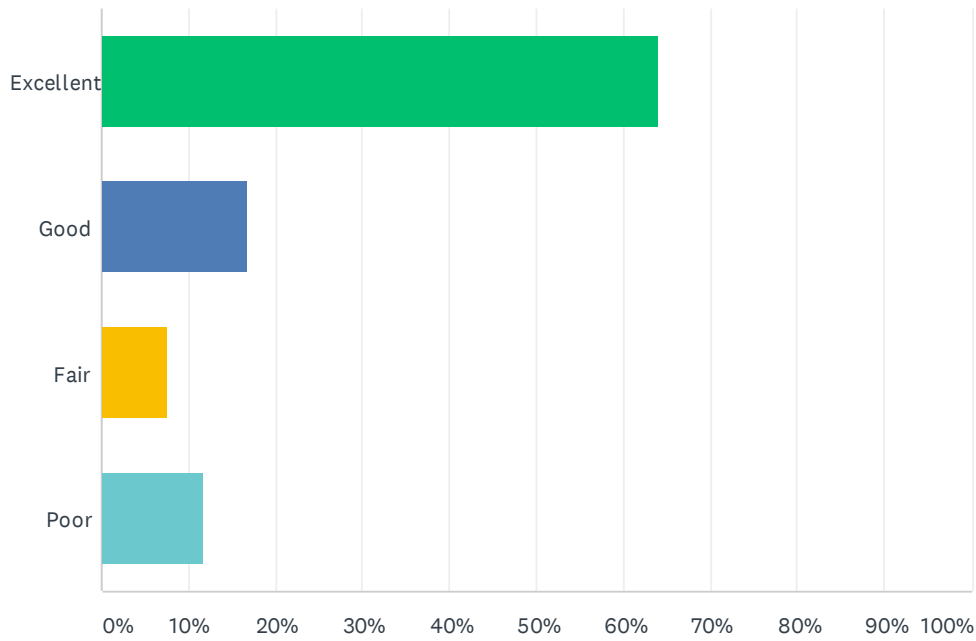
Answered: 281 Skipped: 0



| ANSWER CHOICES | RESPONSES |
|----------------|------------|
| Excellent | 65.12% 183 |
| Good | 13.88% 39 |
| Fair | 7.83% 22 |
| Poor | 13.17% 37 |
| TOTAL | 281 |

Q9 Based on your contact with the Evesham Police Department, how would you rate the overall skills and knowledge of the employee

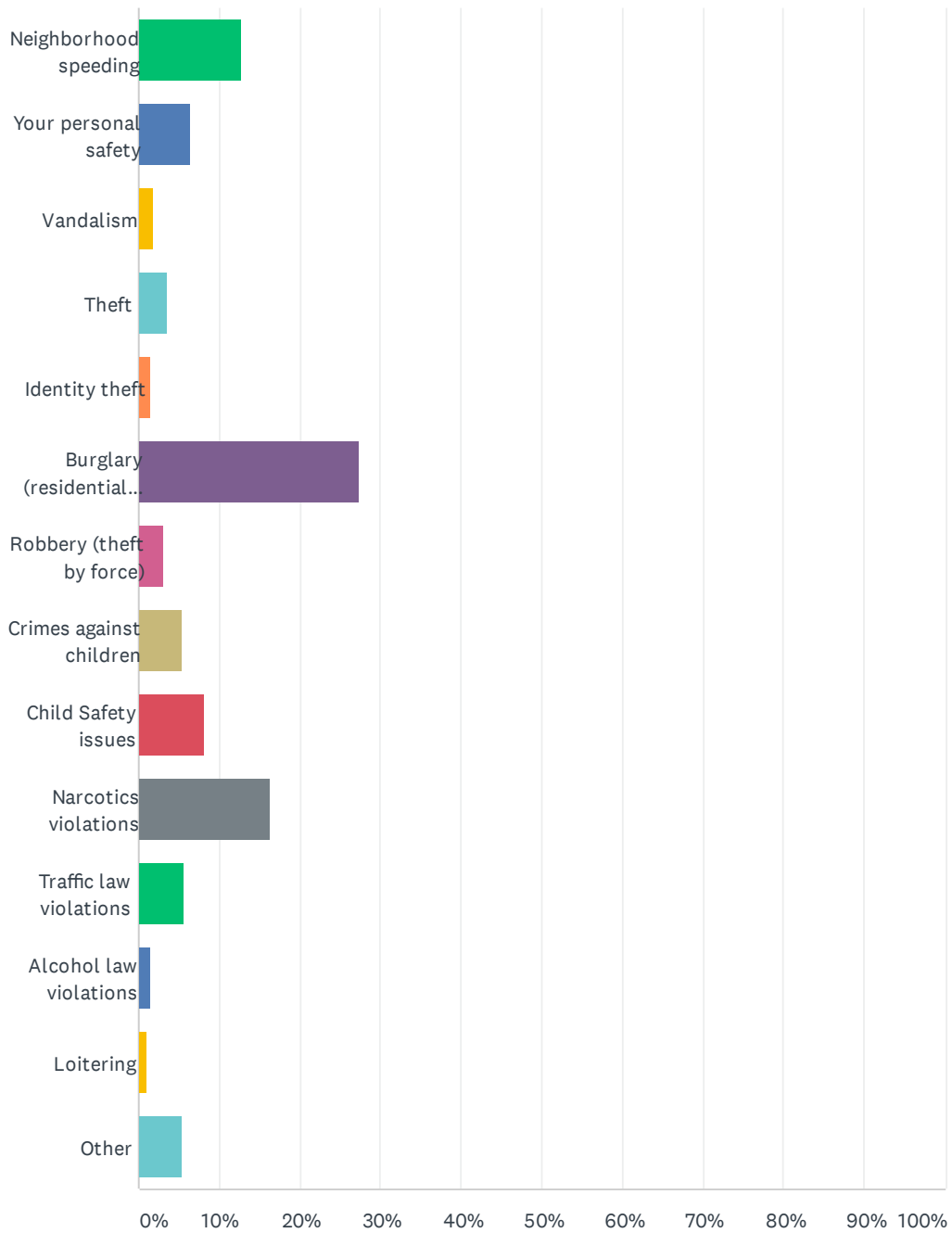
Answered: 281 Skipped: 0



| ANSWER CHOICES | RESPONSES | |
|----------------|-----------|------------|
| Excellent | 64.06% | 180 |
| Good | 16.73% | 47 |
| Fair | 7.47% | 21 |
| Poor | 11.74% | 33 |
| TOTAL | | 281 |

Q10 What is your greatest concern regarding safety and security in Evesham Township?

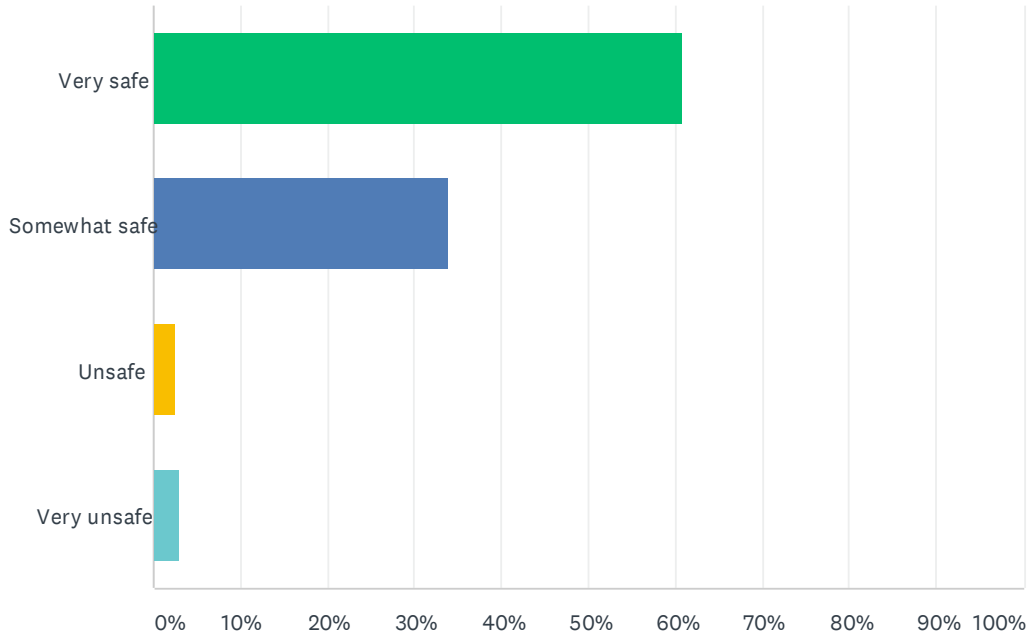
Answered: 281 Skipped: 0



| ANSWER CHOICES | RESPONSES | |
|--|-----------|------------|
| Neighborhood speeding | 12.81% | 36 |
| Your personal safety | 6.41% | 18 |
| Vandalism | 1.78% | 5 |
| Theft | 3.56% | 10 |
| Identity theft | 1.42% | 4 |
| Burglary (residential/vehicle burglaries & thefts) | 27.40% | 77 |
| Robbery (theft by force) | 3.20% | 9 |
| Crimes against children | 5.34% | 15 |
| Child Safety issues | 8.19% | 23 |
| Narcotics violations | 16.37% | 46 |
| Traffic law violations | 5.69% | 16 |
| Alcohol law violations | 1.42% | 4 |
| Loitering | 1.07% | 3 |
| Other | 5.34% | 15 |
| TOTAL | | 281 |

Q11 How safe do you feel in Evesham Township?

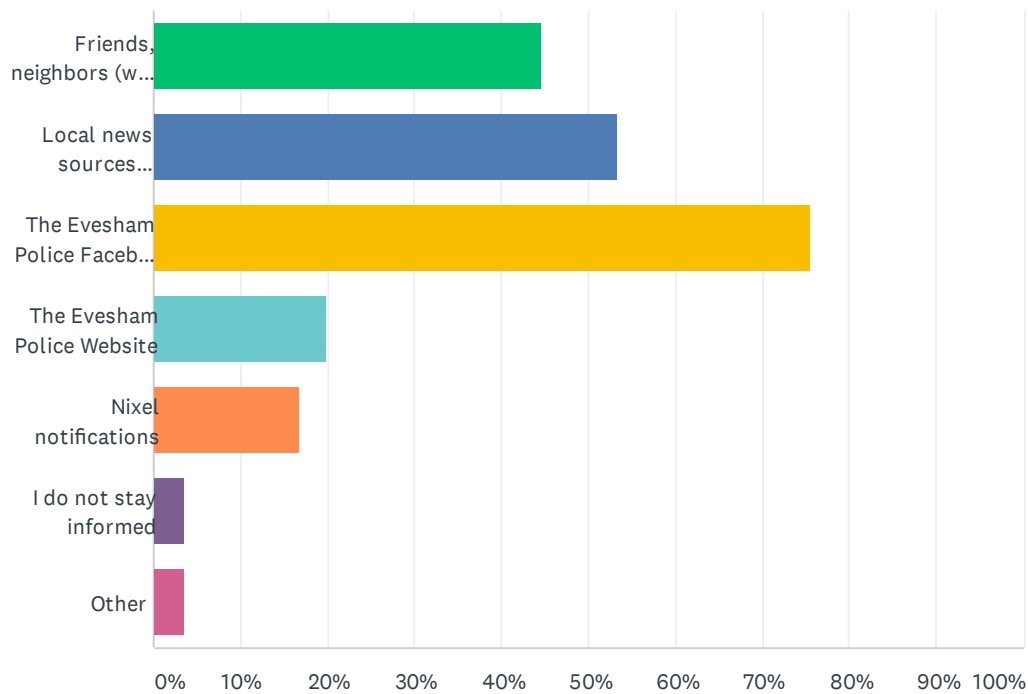
Answered: 281 Skipped: 0



| ANSWER CHOICES | RESPONSES | |
|----------------|-----------|------------|
| Very safe | 60.85% | 171 |
| Somewhat safe | 33.81% | 95 |
| Unsafe | 2.49% | 7 |
| Very unsafe | 2.85% | 8 |
| TOTAL | | 281 |

Q12 How do you stay informed and up to date on crime, safety concerns, issues in the community, and/or other Evesham Police Department news and events? (Please check all that apply)

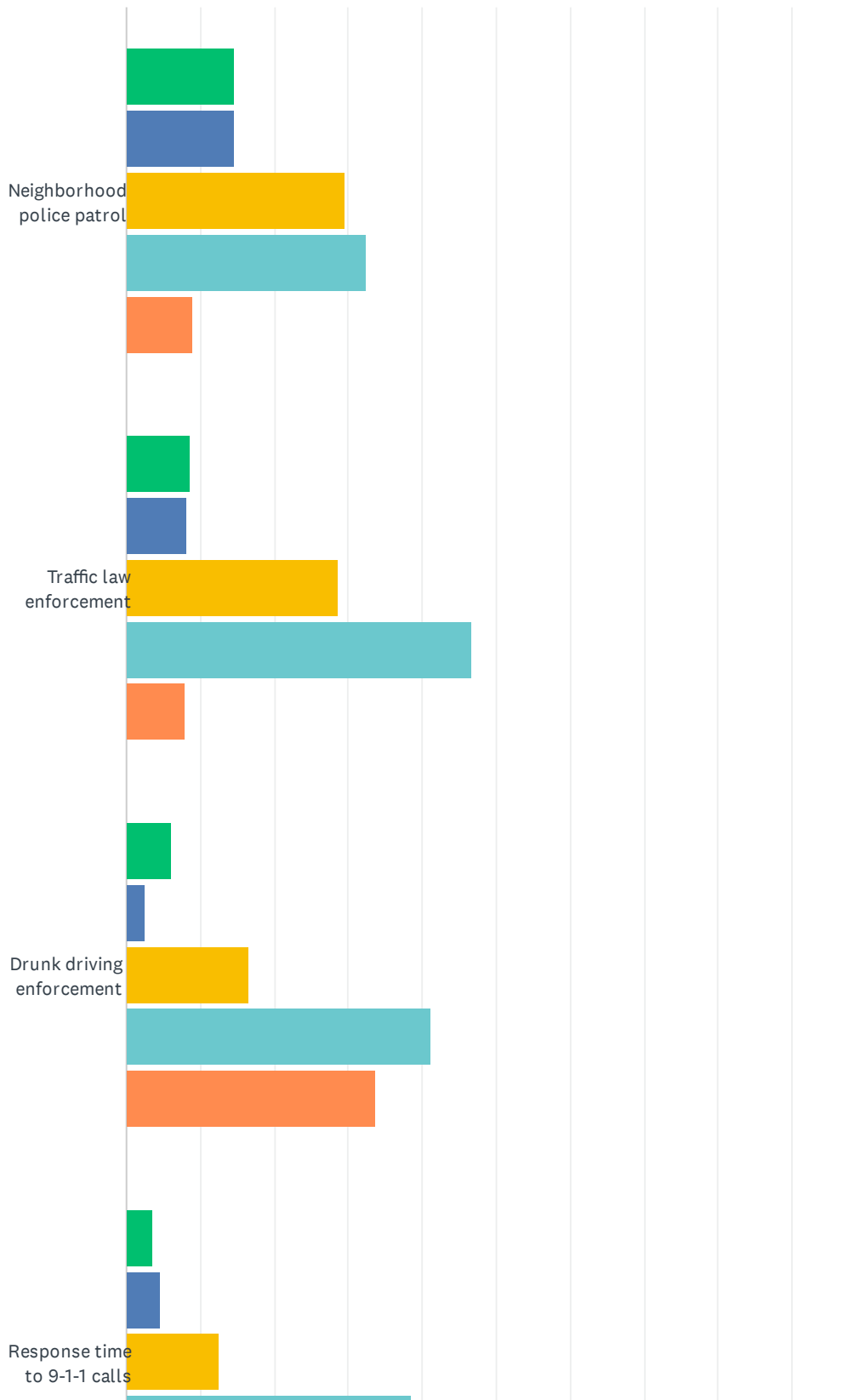
Answered: 281 Skipped: 0

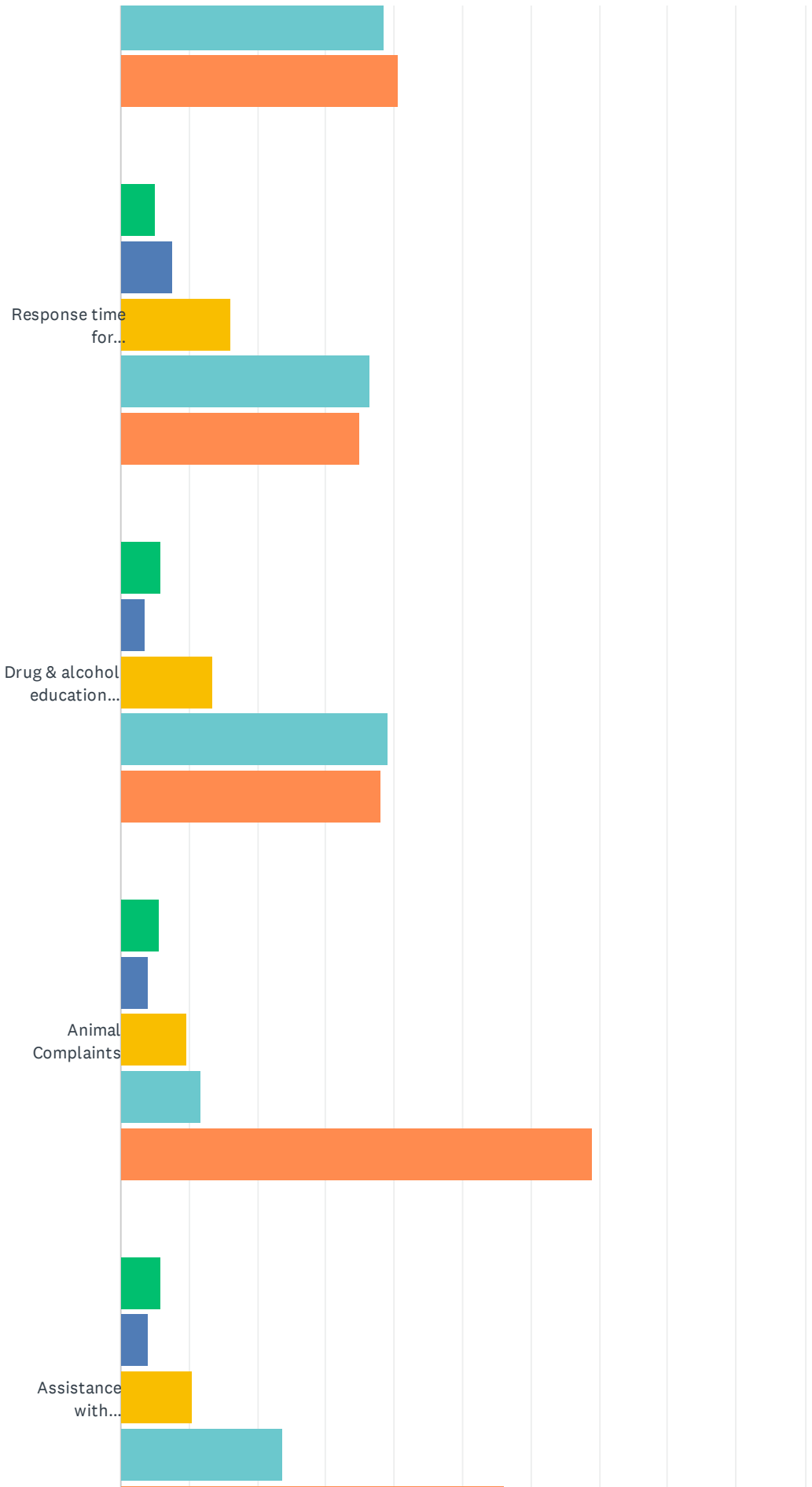


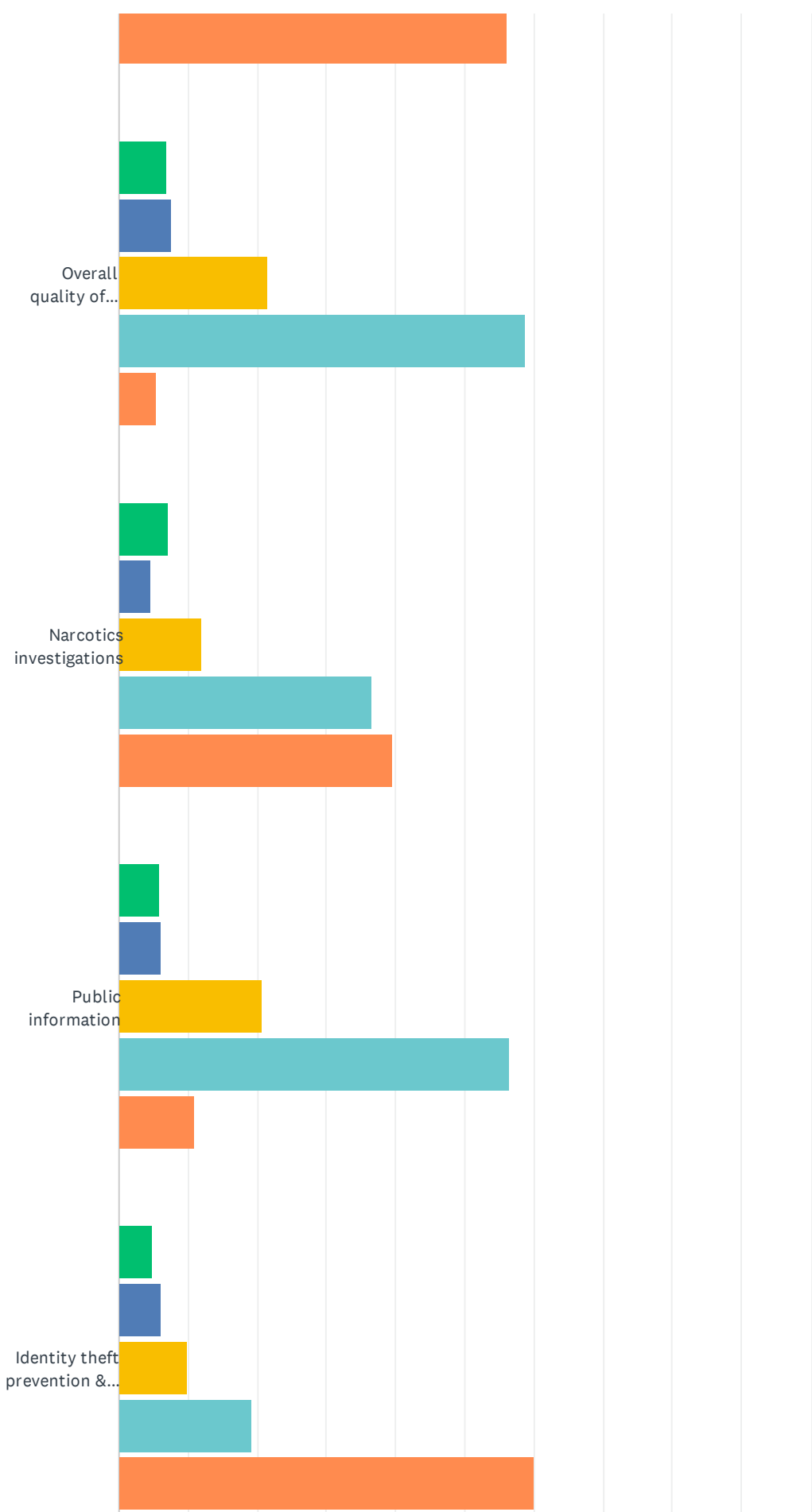
| ANSWER CHOICES | RESPONSES | |
|--|-----------|-----|
| Friends, neighbors (word of mouth) | 44.48% | 125 |
| Local news sources (newspapers, television, radio, etc.) | 53.38% | 150 |
| The Evesham Police Facebook page | 75.44% | 212 |
| The Evesham Police Website | 19.93% | 56 |
| Nixel notifications | 16.73% | 47 |
| I do not stay informed | 3.56% | 10 |
| Other | 3.56% | 10 |
| Total Respondents: 281 | | |

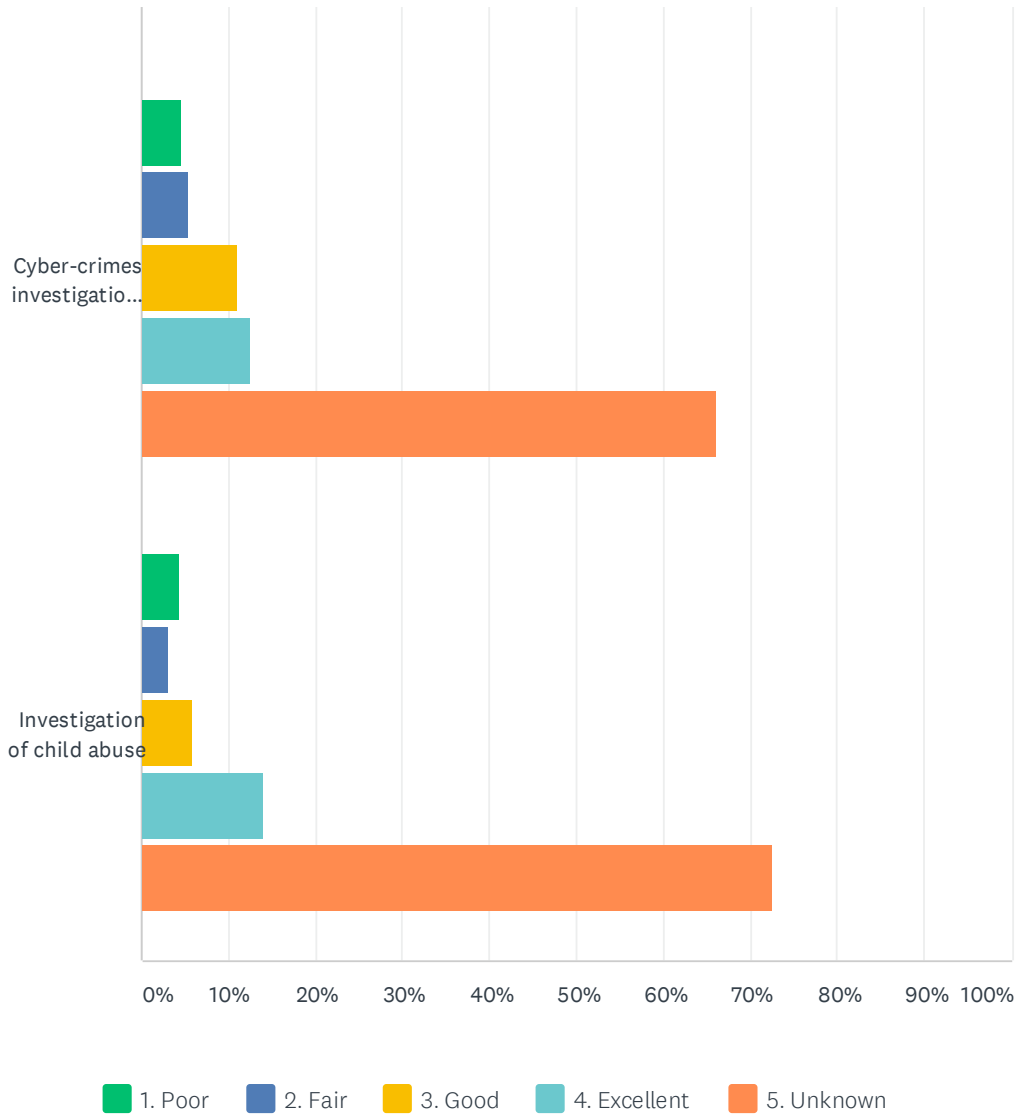
Q13 How would you rate the quality of the following services provided by the Evesham Police Department:

Answered: 281 Skipped: 0









| | 1. POOR | 2. FAIR | 3. GOOD | 4. EXCELLENT | 5. UNKNOWN | TOTAL |
|---|--------------|--------------|--------------|---------------|---------------|-------|
| Neighborhood police patrol | 14.59% 41 | 14.59% 41 | 29.54% 83 | 32.38% 91 | 8.90% 25 | 281 |
| Traffic law enforcement | 8.60% 24 | 8.24% 23 | 28.67% 80 | 46.59% 130 | 7.89% 22 | 279 |
| Drunk driving enforcement | 6.09% 17 | 2.51% 7 | 16.49% 46 | 41.22% 115 | 33.69% 94 | 279 |
| Response time to 9-1-1 calls | 3.60% 10 | 4.68% 13 | 12.59% 35 | 38.49% 107 | 40.65% 113 | 278 |
| Response time for non-emergency calls | 5.00% 14 | 7.50% 21 | 16.07% 45 | 36.43% 102 | 35.00% 98 | 280 |
| Drug & alcohol education (DARE) | 5.76% 16 | 3.60% 10 | 13.31% 37 | 39.21% 109 | 38.13% 106 | 278 |
| Animal Complaints | 5.69% 16 | 3.91% 11 | 9.61% 27 | 11.74% 33 | 69.04% 194 | 281 |
| Assistance with domestic/neighborhood disputes | 5.76% 16 | 3.96% 11 | 10.43% 29 | 23.74% 66 | 56.12% 156 | 278 |
| Overall quality of police services | 6.81% 19 | 7.53% 21 | 21.51% 60 | 58.78% 164 | 5.38% 15 | 279 |
| Narcotics investigations | 7.19% 20 | 4.68% 13 | 11.87% 33 | 36.69% 102 | 39.57% 110 | 278 |
| Public information | 5.80% 16 | 6.16% 17 | 20.65% 57 | 56.52% 156 | 10.87% 30 | 276 |
| Identity theft prevention & education programs | 4.71% 13 | 6.16% 17 | 9.78% 27 | 19.20% 53 | 60.14% 166 | 276 |
| Cyber-crimes investigations & prevention programs | 4.68% 13 | 5.40% 15 | 11.15% 31 | 12.59% 35 | 66.19% 184 | 278 |
| Investigation of child abuse | 4.32% 12 | 3.24% 9 | 5.76% 16 | 14.03% 39 | 72.66% 202 | 278 |

Q14 Would you like to add a comment, recommendation or suggestion for improvement?

Answered: 129 Skipped: 152